



COMPLETE SOLUTIONS FOR THE GLASS INDUSTRY!

800.919.7181



Glass Fabrication Tools & Supplies Catalog



2875 Jupiter Park Drive, Suite 100
Jupiter, Florida, 33458
Tel: 1-800-919-7181
Fax: 561-741-3071 | info@igesolutions.com
www.IGEsolutions.com

WE HAVE THE PASSION TO DISCOVER NEW WAYS OF IMPROVING THE GLASS INDUSTRY!

IGE Glass Technologies, Inc. has a long history of serving the needs of North America's glass industry. We have been a leading single source provider of high quality glass fabrication machinery, service and supplies for nearly three decades. As we have from the beginning, we continue to search the world to find the most innovative and reliable equipment manufacturers for fabricating, handling and processing flat glass. Each of our manufacturers specializes in a certain type of machinery and all of our equipment is characterized by innovative features, long lasting durability and high reliability.

To provide our customers with the high quality supplies and reliable service they need, we formed separate companies, IGE Supply Solutions, Inc. and IGE Service Solutions, Inc. to focus solely on those tasks. The staff and service technicians that work within these companies are experienced professionals with factory training and authorization.

Michael Spellman, the President of IGE Glass Technologies, has over 40 years of experience in the glass fabrication industry and has worked with hundreds of fabricators. Mr. Spellman is a recognized and respected leader in the glass industry and he works very closely with all our machinery customers. Whether you need a single piece of equipment or need to set up an entire glass fabrication plant, Mr. Spellman and his dedicated team of professionals can help you get the equipment that will help you reduce labor, handling and waste, while increasing your productivity and profits.



COMPLETE SOLUTIONS FOR THE GLASS INDUSTRY!



Outstanding Service When and Where You Need It

IGE Service Solutions has carefully selected talented and customer service-oriented technicians to represent our company and provide the quality of service you need.

Our technicians are also factory trained and authorized by each of our manufacturers. They have a tremendous amount of experience with all of the equipment we sell, so you can rely on them to get you back into production as quickly as possible.

For all your service needs, please contact us at service@igesolutions.com or call our toll free number at (800) 919-7181.



Glass Fabrication Tools, Materials & Supplies for Every Machine

We provide a wide range of high quality supplies to customers throughout North America. We maintain a stock of many supplies in our warehouse in Jupiter, Florida, and can ship overnight to meet the needs of our customers. From spare parts to diamond tools and much, much more, IGE Supply Solutions is here to keep your operation running smoothly.

IGE Glass Technologies specializes in HIGH QUALITY TOOLING consisting of three IGE brands

ELITE LINE

IGE's premier line of high quality, high performance and largest supply, including tooling for glass machines manufactured over the last 50 years. The Elite brand will also be pleased to manufacture custom tooling. Manufacturers of our Elite line have been producing diamond tooling for exclusively glass for five generations.

MINI-MAX LINE

Highly specialized tooling focusing on a specific range of tooling. Since the introduction of the now internationally famous Mini Max drill bits, this line is developing additional tooling with the same amazing characteristics as the famous drill bits. Keep an eye out for this growing brand.

ECONO-MAX LINE

Economically priced, our Econo Max brand guarantees high quality, high performance grinding and polishing "cup" wheels. IGE is planning to extend this line in the near future.

ELITE LINE6

Elite Routers, Finishing & Countersinks H95.....	7-11
Elite Diamond Drill Bits H95.....	12-16
Elite Bits with Countersink & CS Rings.....	17-19
Elite Combi Tools and others.....	20
CNC Routers, Finishing & Countersinks H75.....	21-23
CNC Drill Bits H75.....	24-26
CNC Wheels.....	27-29
Elite Wheels.....	30
Forvet Chiara Wheels.....	31
Fushan Wheels	32
Bavelloni Wheels	33-36
Bottero Wheels	37-38
Bovone Wheels	39-44
Deway Wheels	45-46
Lattuada Wheels	47
Neptun Wheels	48-51
Schiatti Wheels	52-53

MINI-MAX LINE54

MiniMax Working Parameters	55
MiniMax H95.....	56-57
MiniMax H75.....	58
MiniMax Wheels.....	59

ECONO-MAX LINE60

EconoMax Wheels	61
Fushan Wheels.....	62

SUPPLIES & MATERIALS64

Red Belts / Kevlar Ropes.....	65
EVA / PA Film Material.....	66
Caster Balls / Glass Paint	67
Glass Cutting Wheels / Edge Deletion Wheels.....	68
Sanding Belts / Rubber Slats / Coolants	69

ELITE LINE



DIAMOND DRILL BITS



ELITE DIAMOND DRILLS



The production system of Diamond Drills respects the quality and the environment at the same time. **All the production phases**, from the use of the raw material and the manufacturing process to the semi-finished or finished product, **are constantly controlled**. The aim is to release high-quality products in the name of the EU and global regulations in force.

Skilled and expert staff, involved in R&D, is aimed to search for new solutions respecting the environment, without altering the tools performances.



2875 Jupiter Park Drive, Suite 100 - Jupiter, Florida, 33458
Tel: 1-800-919-7181 - Fax: 561-741-3071 - info@igesolutions.com

www.IGEsolutions.com

ROUTERS H95

1/2" GAS SLOTTED - Height 95mm

SIZE	Description	Segment Counts	IGE Code
06mm	06mm MILLING BIT	3 Segments	FORVRMT_06
06mm	06mm MILLING BIT 20x3 FINE GRIT	3 Segments	FORVRMT_06F
08mm	08mm MILLING BIT	3 Segments	FORVRMT_08
10mm	10mm MILLING BIT	4 Segments	FORVRMT_10
12mm	12mm MILLING BIT	4 Segments	FORVRMT_12
14mm	14mm MILLING BIT	4 Segments	FORVRMT_14
15mm	15mm MILLING BIT	4 Segments	FORVRMT_15C/F40
15mm	15MM DIAM FOR 3/4" GLASS	4 Segments	FORVRMT_15B
15mm	15mm MILLING BIT	6 Segments	FORVRMT_15C
15mm	15 MM DIAM WITH 4 SEG (CBMPF)	4 Segments	FORVMT_15S
18mm	18mm MILLING BIT	4 Segments	FORVRMT_18
20mm	20mm MILLING BIT	4 Segments	FORVRMT_20
20mm	20mm MILLING BIT	6 Segments	FORVRMT_20C
20mm	20MM DIA WITH 6 SEGS H25 FOR 3/4 GLASS	4 Segments	FORVRMT_20C/B



Our **ELITE** Routers are the highest quality in the industry. Our 95mm height with 1/2" glass slotted throat are designed for fast routing and are optimized to perform unbeaten in our **FORVET** special CNC Machines.



FINISHING BITS H95

FLAT WITH ARRIS - 1/2" GAS SLOTTED - Height 95mm



SIZE	Glass Thickness	FLAT WITH ARRIS	IGE Code
15 MM OD - 10 ID	4 MM GLASS	FLAT WITH ARRIS	FORVFW15_04
10MM OD - 7mm ID	1/4"GLASS	FLAT WITH ARRIS	FORVFW10_06
15 MM OD - 10 ID	3MM GLASS	FLAT WITH ARRIS	FORVFW15_03
15 MM OD - 10 MM ID	5 MM GLASS	FLAT WITH ARRIS	FORVFW15_05
15 MM OD - 10 MM ID	1/4"GLASS	FLAT WITH ARRIS	FORVFW15_06
15 MM OD - 10 MM ID	5/16" GLASS	FLAT WITH ARRIS	FORVFW15_08
15 MM OD - 10 MM ID	3/8" GLASS	FLAT WITH ARRIS	FORVFW15_10
15 MM OD - 10 MM ID	1/2" GLASS	FLAT WITH ARRIS	FORVFW15_12
15 MM OD - 10 MM ID	5/8" GLASS	FLAT WITH ARRIS	FORVFW15_16
15 MM OD - 10 MM ID	3/4" GLASS	FLAT WITH ARRIS	FORVFW15_19
15 MM OD - 10 MM ID	7/32" GLASS	FLAT WITH ARRIS	FORVFW15_7/32
20 MM OD - 15 MM ID	4mm GLASS	FLAT WITH ARRIS	FORVFW20_04
20 MM OD - 15 MM ID	5mm GLASS	FLAT WITH ARRIS	FORVFW20_05
20 MM OD - 15 MM ID	1/4" GLASS	FLAT WITH ARRIS	FORVFW20_06
20 MM OD - 15 MM ID	5/16" GLASS	FLAT WITH ARRIS	FORVFW20_08
20 MM OD - 15 MM ID	3/8" GLASS	FLAT WITH ARRIS	FORVFW20_10
20 MM OD - 15 MM ID	1/2" GLASS	FLAT WITH ARRIS	FORVFW20_12
20 MM OD - 15 MM ID	15mm GLASS	FLAT WITH ARRIS	FORVFW20_15
20 MM OD - 15 MM ID	5/8" GLASS	FLAT WITH ARRIS	FORVFW20_16
20 MM OD - 15 MM ID	3/4" GLASS	FLAT WITH ARRIS	FORVFW20_16
20 MM OD - 15 MM ID	1" GLASS	FLAT WITH ARRIS	FORVFW20_25
25 MM OD - 20 MM ID	4mm GLASS	FLAT WITH ARRIS	FORVFW25_04
25 MM OD - 20 MM ID	5mm GLASS	FLAT WITH ARRIS	FORVFW25_05
25 MM OD - 20 MM ID	1/4" GLASS	FLAT WITH ARRIS	FORVFW25_06
25 MM OD - 20 MM ID	5/16" GLASS	FLAT WITH ARRIS	FORVFW25_08
25 MM OD - 20 MM ID	3/8" GLASS	FLAT WITH ARRIS	FORVFW25_10
25 MM OD - 20 MM ID	1/2" GLASS	FLAT WITH ARRIS	FORVFW25_12
25 MM OD - 20 MM ID	3/4" GLASS	FLAT WITH ARRIS	FORVFW25_19
25 MM OD - 20 MM ID	1" GLASS	FLAT WITH ARRIS	FORVFW25_25



2875 Jupiter Park Drive, Suite 100 - Jupiter, Florida, 33458
 Tel: 1-800-919-7181 - Fax: 561-741-3071 - info@igesolutions.com

www.IGEsolutions.com


FINISHING BITS H95

FLAT WITH ARRIS - 1/2" GAS SLOTTED - Height 95mm

SIZE	Glass Thickness	SEGMENTED	IGE Code
15 MM OD - 10 ID	4 MM GLASS	FLAT WITH ARRIS SEGMENTED	FORVFD15_04S
15 MM OD - 10 MM ID	1/4" GLASS	FLAT WITH ARRIS SEGMENTED	FORVFD15_06S
15 MM OD - 10 MM ID	5/16" GLASS	FLAT WITH ARRIS SEGMENTED	FORVFD15_08S
15 MM OD - 10 MM ID	3/8" GLASS	FLAT WITH ARRIS SEGMENTED	FORVFD15_10S
15 MM OD - 10 MM ID	1/2" GLASS	FLAT WITH ARRIS SEGMENTED	FORVFD15_12S
15 MM OD - 10 MM ID		FLAT WITH ARRIS SEGMENTED	FORVFD15_15S

SIZE	Glass Thickness	140 GRID	IGE Code
15 MM OD - 10 MM ID	3/8" GLASS	FLAT WITH ARRIS 140 GRID	FORVFD15_10/140
15 MM OD - 10 MM ID	1/2" GLASS	FLAT WITH ARRIS 140 GRID	FORVFD15_12/140

SIZE	Glass Thickness	PENCIL EDGE	IGE Code
10MM OD - 7mm ID	6MM GLASS	PENCIL EDGE	FORVFD10_6PE
15 MM OD - 10 ID	3MM GLASS	PENCIL EDGE	FORVFD15_03PE
15 MM OD - 10 ID	4 MM GLASS	PENCIL EDGE	FORVFD15_04PE
15 MM OD - 10 MM ID	5 MM GLASS	PENCIL EDGE	FORVFD15_05PE
15 MM OD - 10 MM ID	1/4"GLASS	PENCIL EDGE	FORVFD15_06PE



2875 Jupiter Park Drive, Suite 100 - Jupiter, Florida, 33458
Tel: 1-800-919-7181 - Fax: 561-741-3071 - info@igesolutions.com

www.IGEsolutions.com

COUNTERSINKS H95



1/2" GAS SLOTTED - Height 95mm

SIZE	Description	Tool Height	IGE Code
20mm Diam	45 DEGREE	95mm	FORVCS20_45
35mm Diam	45 DEGREE	95mm	FORVCS35_45
35mm Diam	45 DEGREE, 140 GRIT	95mm	FORVCS35_45/140
50mm Diam	45 DEGREE	95mm	FORVCS50-45
60mm Diam	45 DEGREE	95mm	FORVCS60_45
65mm Diam	45 DEGREE	95mm	FORVCS65_45




ELITE LINE

DIAMOND DRILL BITS

ELITE LINE



ELITE DIAMOND DRILLS - H95/H75



The production system of Diamond Drills respects the quality and the environment at the same time. **All the production phases**, from the use of the raw material and the manufacturing process to the semi-finished or finished product, **are constantly controlled**. The aim is to release high-quality products in the name of the EU and global regulations in force.

Skilled and expert staff, involved in R&D, is aimed to search for new solutions respecting the environment, without altering the tools performances.

2875 Jupiter Park Drive, Suite 100 - Jupiter, Florida, 33458
Tel: 1-800-919-7181 - Fax: 561-741-3071 - info@igesolutions.com

www.IGEsolutions.com

DIAMOND DRILL BITS

ELITE DIAMOND DRILL BITS - H95



SIZE	Description	IGE Code
3mm	DRILL BIT 3mm 1/2" GAS SLOTTED	ELT_H95FU03
3.2mm	DRILL BIT 3.2mm 1/2" GAS SLOTTED	ELT_H95FU03.2
3.5mm	DRILL BIT 3.5mm 1/2" GAS SLOTTED	ELT_H95FU03.5
4mm	DRILL BIT 4mm 1/2" GAS SLOTTED	ELT_H95FU04
4.76mm	DRILL BIT 04.76mm 1/2" GAS SLOTTED	ELT_H95FU04.76
5mm	DRILL BIT 5mm 1/2" GAS SLOTTED	ELT_H95FU05
6mm	DRILL BIT 6mm 1/2" GAS SLOTTED	ELT_H95FU06
6.35mm	DRILL BIT 6.35mm 1/2" GAS SLOTTED	ELT_H95FU06.35
6.5mm	DRILL BIT 6.5mm 1/2" GAS SLOTTED	ELT_H95FU06.5
6.73mm	DRILL BIT 6.73mm 1/2" GAS SLOTTED	ELT_H95FU06.73
7mm	DRILL BIT 7mm 1/2" GAS SLOTTED	ELT_H95FU07
8mm	DRILL BIT 8mm 1/2" GAS SLOTTED	ELT_H95FU08
8.5mm	DRILL BIT 8.5mm 1/2" GAS SLOTTED	ELT_H95FU08.5
9mm	DRILL BIT 09mm 1/2" GAS SLOTTED	ELT_H95FU09.0
9.5mm	DRILL BIT 9.5mm 1/2" GAS SLOTTED	ELT_H95FU09.5
10mm	DRILL BIT 10mm 1/2" GAS SLOTTED	ELT_H95FU10
10.4mm	DRILL BIT 10.4mm 1/2" GAS SLOTTED	ELT_H95FU10.4
10.49mm	DRILL BIT 10.49mm 1/2" GAS SLOTTED	ELT_H95FU10.49
10.5mm	DRILL BIT 10.5mm 1/2" GAS SLOTTED	ELT_H95FU10.5
11mm	DRILL BIT 11mm 1/2" GAS SLOTTED	ELT_H95FU11
11.2mm	DRILL BIT 11.2mm 1/2" GAS SLOTTED	ELT_H95FU11.2
11.8mm	DRILL BIT 11.8mm 1/2" GAS SLOTTED	ELT_H95FU11.8
12mm	DRILL BIT 12mm 1/2" GAS SLOTTED	ELT_H95FU12
12.32mm	DRILL BIT 12.32mm 1/2" GAS SLOTTED	ELT_H95FU12.32
12.7mm	DRILL BIT 12.7mm 1/2" GAS SLOTTED	ELT_H95FU12.7
13mm	DRILL BIT 13mm 1/2" GAS SLOTTED	ELT_H95FU13
13.096mm	DRILL BIT 13.096mm 1/2" GAS SLOTTED	ELT_H95FU13.096
13.5mm	DRILL BIT 13.5mm 1/2" SLOTTED	ELT_H95FU13.5
14mm	DRILL BIT 14mm 1/2" GAS SLOTTED	ELT_H95FU14
14.28mm	DRILL BIT 14.28mm 1/2" GAS SLOTTED	ELT_H95FU14.28
15mm	DRILL BIT 15mm 1/2" GAS SLOTTED	ELT_H95FU15

DIAMOND DRILL BITS

ELITE DIAMOND DRILL BITS - H95

SIZE	Description	IGE Code
16mm	DRILL BIT 16mm 1/2" GAS SLOTTED	ELT_H95FU16
16.27mm	DRILL BIT 16.27mm 1/2" GAS SLOTTED	ELT_H95FU16.27
16.51mm	DRILL BIT 16.51mm 1/2" GAS SLOTTED	ELT_H95FU16.51
16.66mm	DRILL BIT 16.66 1/2" GAS SLOTTED	ELT_H95FU16.66
17mm	DRILL BIT 17mm 1/2" GAS SLOTTED	ELT_H95FU17
17.46mm	DRILL BIT 17.46mm 1/2" GAS SLOTTED	ELT_H95FU17.46
17.5mm	DRILL BIT 17.5mm 1/2" GAS SLOTTED	ELT_H95FU17.5
17.65mm	DRILL BIT 17.65mm 1/2" GAS SLOTTED	ELT_H95FU17.65
18mm	DRILL BIT 18mm 1/2" GAS SLOTTED	ELT_H95FU18
18.5mm	DRILL BIT 18.5MM 1/2" GAS SLOTTED	ELT_H95FU18.5
19mm	DRILL BIT 19mm 1/2" GAS SLOTTED	ELT_H95FU19
19.05mm	DRILL BIT 19.05mm 1/2" GAS SLOTTED	ELT_H95FU19.05
19.5mm	DRILL BIT 19.5mm 1/2" GAS SLOTTED	ELT_H95FU19.5
19.69mm	DRILL BIT 19.69 1/2" GAS SLOTTED	ELT_H95FU19.69
20mm	DRILL BIT 20mm 1/2" GAS SLOTTED	ELT_H95FU20
20.6mm	DRILL BIT 20.6mm 1/2" GAS SLOTTED	ELT_H95FU20.6
21mm	DRILL BIT 21mm 1/2" GAS SLOTTED	ELT_H95FU21
22mm	DRILL BIT 22mm 1/2" GAS SLOTTED	ELT_H95FU22
22.3mm	DRILL BIT 22.3 mm 1/2" GAS SLOTTED	ELT_H95FU22.3
22.54mm	DRILL BIT 22.54mm 1/2" GAS SLOTTED	ELT_H95FU22.54
23mm	DRILL BIT 23mm 1/2" GAS SLOTTED	ELT_H95FU23
23.01mm	DRILL BIT 23.01mm 1/2" GAS SLOTTED	ELT_H95FU23.01
23.32mm	DRILL BIT 23.32mm 1/2 GAS SLOTTED	ELT_H95FU23.32
24mm	DRILL BIT 24mm 1/2" GAS SLOTTED	ELT_H95FU24
25mm	DRILL BIT 25mm 1/2" GAS SLOTTED	ELT_H95FU25
25.4mm	DRILL BIT 25.4mm 1/2" GAS SLOTTED	ELT_H95FU25.4
26mm	DRILL BIT 26mm 1/2" GAS SLOTTED	ELT_H95FU26
27mm	DRILL BIT 27mm 1/2" GAS SLOTTED	ELT_H95FU27
28mm	DRILL BIT 28mm 1/2" GAS SLOTTED	ELT_H95FU28
28.6mm	DRILL BIT 28.6mm 1/2" GAS SLOTTED	ELT_H95FU28.6
29mm	DRILL BIT 29mm 1/2" GAS SLOTTED	ELT_H95FU29



DIAMOND DRILL BITS

ELITE DIAMOND DRILL BITS - H95

SIZE	Description	IGE Code
30mm	DRILL BIT 30mm 1/2" GAS SLOTTED	ELT_H95FU30
31mm	DRILL BIT 31mm 1/2" GAS SLOTTED	ELT_H95FU31
31.75mm	DRILL BIT 31.75mm 1/2" GAS SLOTTED	ELT_H95FU31.75
32mm	DRILL BIT 32mm 1/2" GAS SLOTTED	ELT_H95FU32
33mm	DRILL BIT 33mm 1/2" GAS SLOTTED	ELT_H95FU33
34mm	DRILL BIT 34mm 1/2" GAS SLOTTED	ELT_H95FU34
34.93mm	DRILL BIT 34.93mm 1/2" GAS SLOTTED	ELT_H95FU34.93
35mm	DRILL BIT 35mm 1/2" GAS SLOTTED	ELT_H95FU35
36mm	DRILL BIT 36mm 1/2" GAS SLOTTED	ELT_H95FU36
36.5mm	DRILL BIT 36.5MM 1/2" GAS SLOTTED	ELT_H95FU36.5
37mm	DRILL BIT 37mm 1/2" GAS SLOTTED	ELT_H95FU37
38mm	DRILL BIT 38mm 1/2" GAS SLOTTED	ELT_H95FU38
39mm	DRILL BIT 39mm 1/2" GAS SLOTTED	ELT_H95FU39
40mm	DRILL BIT 40mm 1/2" GAS SLOTTED	ELT_H95FU40
41mm	DRILL BIT 41mm 1/2" GAS SLOTTED	ELT_H95FU41
41.5mm	DRILL BIT 41.5mm 1/2" GAS SLOTTED	ELT_H95FU41.5
42mm	DRILL BIT 42mm 1/2" GAS SLOTTED	ELT_H95FU42
43mm	DRILL BIT 43mm 1/2" GAS SLOTTED	ELT_H95FU43
44mm	DRILL BIT 44mm 1/2" GAS SLOTTED	ELT_H95FU44
44.45mm	DRILL BIT 44.45mm 1/2" GAS SLOTTED	ELT_H95FU44.45
45mm	DRILL BIT 45mm 1/2" GAS SLOTTED	ELT_H95FU45
46mm	DRILL BIT 46mm 1/2" GAS SLOTTED	ELT_H95FU46
47mm	DRILL BIT 47mm 1/2" GAS SLOTTED	ELT_H95FU47
48mm	DRILL BIT 48mm 1/2" GAS SLOTTED	ELT_H95FU48
49mm	DRILL BIT 49mm 1/2" GAS SLOTTED	ELT_H95FU49
50mm	DRILL BIT 50mm 1/2" GAS SLOTTED	ELT_H95FU50
50.8mm	DRILL BIT 50.8mm 1/2" GAS SLOTTED	ELT_H95FU50.8
51mm	DRILL BIT 51mm 1/2" GAS SLOTTED	ELT_H95FU51
52mm	DRILL BIT 52mm 1/2" GAS SLOTTED	ELT_H95FU52
53mm	DRILL BIT 53mm 1/2" GAS SLOTTED	ELT_H95FU53
54mm	DRILL BIT 54mm 1/2" GAS SLOTTED	ELT_H95FU54



DIAMOND DRILL BITS

ELITE DIAMOND DRILL BITS - H95

SIZE	Description	IGE Code
55mm	DRILL BIT 55mm 1/2" GAS SLOTTED	ELT_H95FU55
57mm	DRILL BIT 57mm 1/2" GAS SLOTTED	ELT_H95FU57
58mm	DRILL BIT 58mm 1/2" GAS SLOTTED	ELT_H95FU58
60.3mm	DRILL BIT 60.3mm 1/2" GAS SLOTTED	ELT_H95FU60.3
63mm	DRILL BIT 63mm 1/2" GAS SLOTTED	ELT_H95FU63
63.5mm	DRILL BIT 63.5mm 1/2" GAS SLOTTED	ELT_H95FU63.5
64mm	DRILL BIT 64mm 1/2" GAS SLOTTED	ELT_H95FU64
65mm	DRILL BIT 65mm 1/2" GAS SLOTTED	ELT_H95FU65
67mm	DRILL BIT 67mm 1/2" GAS SLOTTED	ELT_H95FU67
69.85mm	DRILL BIT 69.85mm 1/2" GAS SLOTTED	ELT_H95FU69.85
70mm	DRILL BIT 70mm 1/2" GAS SLOTTED	ELT_H95FU70
75mm	DRILL BIT 75mm 1/2" GAS SLOTTED	ELT_H95FU75
76.2mm	DRILL BIT 76.2mm 1/2" GAS SLOTTED	ELT_H95FU76.2
82.5mm	DRILL BIT 82.5mm 1/2" GAS SLOTTED	ELT_H95FU82.5
89mm	DRILL BIT 89mm 1/2" GAS SLOTTED	ELT_H95FU89
101.6mm	DRILL BIT 101.6 1/2" GAS SLOTTED	ELT_H95SBB101.6
102mm	DRILL BIT 102mm 1/2" GAS SLOTTED	ELT_H95SBB102
114.3mm	DRILL BIT 114.3mm 1/2" GAS SLOTTED	ELT_H95SBB114.3
127mm	DRILL BIT 127mm 1/2" GAS SLOTTED	ELT_H95SBB127
143mm	DRILL BIT 143mm 1/2" GAS SLOTTED	ELT_H95SBB143
152.4mm	DRILL BIT 152.4mm 1/2" GAS SLOTTED	ELT_H95SBB152.4
155.5mm	DRILL BIT 155.5mm 1/2" GAS SLOTTED	ELT_H95SBB155.5



2875 Jupiter Park Drive, Suite 100 - Jupiter, Florida, 33458
 Tel: 1-800-919-7181 - Fax: 561-741-3071 - info@igesolutions.com

www.IGEsolutions.com

DRILL BITS WITH COUNTERSINKS

Drill Bit with Countersink - H95

SIZE	Description	Tool Height	IGE Code
06mm	DRILL BIT W/COUNTERSINK	95mm 1/2" GAS SLOTTED	FSV_H95SB06
07mm	DRILL BIT W/COUNTERSINK	95mm 1/2" GAS SLOTTED	FSV_H95SB07
10mm	DRILL BIT W/COUNTERSINK	95mm 1/2" GAS SLOTTED	FSV_H95SB10
12mm	DRILL BIT W/COUNTERSINK	95mm 1/2" GAS SLOTTED	FSV_H95SB12.0
12.7mm	DRILL BIT W/COUNTERSINK	95mm 1/2" GAS SLOTTED	FSV_H95SB12.7
13mm	DRILL BIT W/COUNTERSINK	95mm 1/2" GAS SLOTTED	FSV_H95SB13
14mm	DRILL BIT W/COUNTERSINK	95mm 1/2" GAS SLOTTED	FSV_H95SB14
16mm	DRILL BIT W/COUNTERSINK	95mm 1/2" GAS SLOTTED	FSV_H95SB16
17mm	DRILL BIT W/COUNTERSINK	95mm 1/2" GAS SLOTTED	FSV_H95SB17
19mm	DRILL BIT W/COUNTERSINK	95mm 1/2" GAS SLOTTED	FSV_H95SB19
19.5mm	DRILL BIT W/COUNTERSINK	95mm 1/2" GAS SLOTTED	FSV_H95SB19.5
21mm	DRILL BIT W/COUNTERSINK	95mm 1/2" GAS SLOTTED	FSV_H95SB21
25.4mm	DRILL BIT W/COUNTERSINK	95mm 1/2" GAS SLOTTED	FSV_H95SB25.4
26mm	DRILL BIT W/COUNTERSINK	95mm 1/2" GAS SLOTTED	FSV_H95SB26
29mm	DRILL BIT W/COUNTERSINK	95mm 1/2" GAS SLOTTED	FSV_H95SB29
32mm	DRILL BIT W/COUNTERSINK	95mm 1/2" GAS SLOTTED	FSV_H95SB32
33mm	DRILL BIT W/COUNTERSINK	95mm 1/2" GAS SLOTTED	FSV_H95SB33
36mm	DRILL BIT W/COUNTERSINK	95mm 1/2" GAS SLOTTED	FSV_H95SB36
37mm	DRILL BIT W/COUNTERSINK	95mm 1/2" GAS SLOTTED	FSV_H95SB37
38mm	DRILL BIT W/COUNTERSINK	95mm 1/2" GAS SLOTTED	FSV_H95SB38
39mm	DRILL BIT W/COUNTERSINK	95mm 1/2" GAS SLOTTED	FSV_H95SB39
40mm	DRILL BIT W/COUNTERSINK	95mm 1/2" GAS SLOTTED	FSV_H95SB40
41mm	DRILL BIT W/COUNTERSINK	95mm 1/2" GAS SLOTTED	FSV_H95SB41
42mm	DRILL BIT W/COUNTERSINK	95mm 1/2" GAS SLOTTED	FSV_H95SB42
44mm	DRILL BIT W/COUNTERSINK	95mm 1/2" GAS SLOTTED	FSV_H95SB44
46mm	DRILL BIT W/COUNTERSINK	95mm 1/2" GAS SLOTTED	FSV_H95SB46
47mm	DRILL BIT W/COUNTERSINK	95mm 1/2" GAS SLOTTED	FSV_H95SB47
50mm	DRILL BIT W/COUNTERSINK	95mm 1/2" GAS SLOTTED	FSV_H95SB50
50.8mm	DRILL BIT W/COUNTERSINK	95mm 1/2" GAS SLOTTED	FSV_H95SB50.8
51mm	DRILL BIT W/COUNTERSINK	95mm 1/2" GAS SLOTTED	FSV_H95SB51
55mm	DRILL BIT W/COUNTERSINK	95mm 1/2" GAS SLOTTED	FSV_H95SB55



COUNTERSINK RINGS

Countersink Rings

SIZE	Description	IGE Code
6mm DIA	COUNTERSINK RING 6mm DIA.	ELT_SVFC06
8mm Dia	COUNTERSINK RING 8mm DIA.	ELT_SVFC08
10mm Dia	COUNTERSINK RING 10mm DIA.	ELT_SVFC10
12mm Dia	COUNTERSINK RING 12mm DIA.	ELT_SVFC12
13mm Dia	COUNTERSINK RING 13mm DIA.	ELT_SVFC13
14mm Dia	COUNTERSINK RING 14mm DIA.	ELT_SVFC14
15mm Dia	COUNTERSINK RING 15mm DIA.	ELT_SVFC15
17mm Dia	COUNTERSINK RING 17mm DIA.	ELT_SVFC17
18mm Dia	COUNTERSINK RING 18mm DIA.	ELT_SVFC18
19mm Dia	COUNTERSINK RING 19mm DIA.	ELT_SVFC19
19.5mm Dia	COUNTERSINK RING 19.5mm DIA.	ELT_SVFC19.5
20mm Dia	COUNTERSINK RING 20mm DIA.	ELT_SVFC20
21mm Dia	COUNTERSINK RING 21mm DIA.	ELT_SVFC21
22mm Dia	COUNTERSINK RING 22mm DIA.	ELT_SVFC22
23mm Dia	COUNTERSINK RING 23mm DIA.	ELT_SVFC23
24mm Dia	COUNTERSINK RING 24mm DIA.	ELT_SVFC24
26mm Dia	COUNTERSINK RING 26mm DIA.	ELT_SVFC26
28mm Dia	COUNTERSINK RING 28mm DIA.	ELT_SVFC28
30mm Dia	COUNTERSINK RING 30mm DIA.	ELT_SVFC30
31mm Dia	COUNTERSINK RING 31mm DIA.	ELT_SVFC31
32mm Dia	COUNTERSINK RING 32mm DIA.	ELT_SVFC32
34mm Dia	COUNTERSINK RING 34mm DIA.	ELT_SVFC34
35mm Dia	COUNTERSINK RING 35mm DIA.	ELT_SVFC35
36mm Dia	COUNTERSINK RING 36mm DIA.	ELT_SVFC36
36.5mm Dia	COUNTERSINK RING 36.5mm DIA.	ELT_SVFC36.5
37mm Dia	COUNTERSINK RING 37mm DIA.	ELT_SVFC37
38mm Dia	COUNTERSINK RING 38mm DIA.	ELT_SVFC38
40mm Dia	COUNTERSINK RING 40mm DIA.	ELT_SVFC40
42mm Dia	COUNTERSINK RING 42mm DIA.	ELT_SVFC42
44mm Dia	COUNTERSINK RING 44mm DIA.	ELT_SVFC44
45mm Dia	COUNTERSINK RING 45mm DIA.	ELT_SVFC45
46mm Dia	COUNTERSINK RING 46mm DIA.	ELT_SVFC46
47mm Dia	COUNTERSINK RING 47mm DIA.	ELT_SVFC47
48mm Dia	COUNTERSINK RING 48mm DIA.	ELT_SVFC48
49mm Dia	COUNTERSINK RING 49mm DIA.	ELT_SVFC49
50mm Dia	COUNTERSINK RING 50mm DIA.	ELT_SVFC50
51mm Dia	COUNTERSINK RING 51mm DIA.	ELT_SVFC51
52mm Dia	COUNTERSINK RING 52mm DIA.	ELT_SVFC52
53mm Dia	COUNTERSINK RING 53mm DIA.	ELT_SVFC53
54mm Dia	COUNTERSINK RING 54mm DIA.	ELT_SVFC54
55mm Dia	COUNTERSINK RING 55mm DIA.	ELT_SVFC55



DRILL BITS WITH COUNTERSINKS

Drill Bit with Countersink - H115

SIZE	Description	Tool Height	IGE Code
3mm	VT DRILL BIT	115mm 1/2" GAS SLOTTED	FCSV_H115SB03
6mm	VT DRILL BIT	115mm 1/2" GAS SLOTTED	FCSB_H115SB06
8mm	VT DRILL BIT	115mm 1/2" GAS SLOTTED	FCSB_H115SB08
10mm	VT DRILL BIT	115mm 1/2" GAS SLOTTED	FCSB_H115SB10
11mm	VT DRILL BIT	115mm 1/2" GAS SLOTTED	FCSB_H115SB11
12mm	VT DRILL BIT	115mm 1/2" GAS SLOTTED	FCSB_H115SB12
14mm	VT DRILL BIT	115mm 1/2" GAS SLOTTED	FCSB_H115SB14
15mm	VT DRILL BIT	115mm 1/2" GAS SLOTTED	FCSB_H115SB15
16mm	VT DRILL BIT	115mm 1/2" GAS SLOTTED	FCSB_H115SB16
18mm	VT DRILL BIT	115mm 1/2" GAS SLOTTED	FCSB_H115SB18
19mm	VT DRILL BIT	115mm 1/2" GAS SLOTTED	FCSB_H115SB19
20mm	VT DRILL BIT	115mm 1/2" GAS SLOTTED	FCSB_H115SB20
21mm	VT DRILL BIT	115mm 1/2" GAS SLOTTED	FCSB_H115SB21
22mm	VT DRILL BIT	115mm 1/2" GAS SLOTTED	FCSB_H115SB22
23mm	VT DRILL BIT	115mm 1/2" GAS SLOTTED	FCSB_H115SB23
24mm	VT DRILL BIT	115mm 1/2" GAS SLOTTED	FCSB_H115SB24
24.5mm	VT DRILL BIT	115mm 1/2" GAS SLOTTED	FCSB_H115SB24.5
25.4mm	VT DRILL BIT	115mm 1/2" GAS SLOTTED	FCSB_H115SB25.4
26mm	VT DRILL BIT	115mm 1/2" GAS SLOTTED	FCSB_H115SB26
27mm	VT DRILL BIT	115mm 1/2" GAS SLOTTED	FCSB_H115SB27
29mm	VT DRILL BIT	115mm 1/2" GAS SLOTTED	FCSB_H115SB29
30mm	VT DRILL BIT	115mm 1/2" GAS SLOTTED	FCSB_H115SB30
31mm	VT DRILL BIT	115mm 1/2" GAS SLOTTED	FCSB_H115SB31
32mm	VT DRILL BIT	115mm 1/2" GAS SLOTTED	FCSB_H115SB32
34mm	VT DRILL BIT	115mm 1/2" GAS SLOTTED	FCSB_H115SB34
35mm	VT DRILL BIT	115mm 1/2" GAS SLOTTED	FCSB_H115SB35
36mm	VT DRILL BIT	115mm 1/2" GAS SLOTTED	FCSB_H115SB36
36.5mm	VT DRILL BIT	115mm 1/2" GAS SLOTTED	FCSB_H115SB36.5
37mm	VT DRILL BIT	115mm 1/2" GAS SLOTTED	FCSB_H115SB37
38mm	VT DRILL BIT	115mm 1/2" GAS SLOTTED	FCSB_H115SB38
40mm	VT DRILL BIT	115mm 1/2" GAS SLOTTED	FCSB_H115SB40
41mm	VT DRILL BIT	115mm 1/2" GAS SLOTTED	FCSB_H115SB41
42mm	VT DRILL BIT	115mm 1/2" GAS SLOTTED	FCSB_H115SB42
43mm	VT DRILL BIT	115mm 1/2" GAS SLOTTED	FCSB_H115SB43
45mm	VT DRILL BIT	115mm 1/2" GAS SLOTTED	FCSB_H115SB45
46mm	VT DRILL BIT	115mm 1/2" GAS SLOTTED	FCSB_H115SB46
47mm	VT DRILL BIT	115mm 1/2" GAS SLOTTED	FCSB_H115SB47
48mm	VT DRILL BIT	115mm 1/2" GAS SLOTTED	FCSB_H115SB48
49mm	VT DRILL BIT	115mm 1/2" GAS SLOTTED	FCSB_H115SB49
50mm	VT DRILL BIT	115mm 1/2" GAS SLOTTED	FCSB_H115SB50
51mm	VT DRILL BIT	115mm 1/2" GAS SLOTTED	FCSB_H115SB51
52mm	VT DRILL BIT	115mm 1/2" GAS SLOTTED	FCSB_H115SB52
53mm	VT DRILL BIT	115mm 1/2" GAS SLOTTED	FCSB_H115SB53
54mm	VT DRILL BIT	115mm 1/2" GAS SLOTTED	FCSB_H115SB54
55mm	VT DRILL BIT	115mm 1/2" GAS SLOTTED	FCSB_H115SB55



COMBI-TOOLS

Combi-Tools H95

SIZE	Description	Tool Height	IGE Code
41mm	VT DRILL BIT	115mm 1/2" GAS SLOTTED	FCSB_H115SB41
42mm	VT DRILL BIT	115mm 1/2" GAS SLOTTED	FCSB_H115SB42
43mm	VT DRILL BIT	115mm 1/2" GAS SLOTTED	FCSB_H115SB43
45mm	VT DRILL BIT	115mm 1/2" GAS SLOTTED	FCSB_H115SB45
46mm	VT DRILL BIT	115mm 1/2" GAS SLOTTED	FCSB_H115SB46
47mm	VT DRILL BIT	115mm 1/2" GAS SLOTTED	FCSB_H115SB47
48mm	VT DRILL BIT	115mm 1/2" GAS SLOTTED	FCSB_H115SB48
49mm	VT DRILL BIT	115mm 1/2" GAS SLOTTED	FCSB_H115SB49
50mm	VT DRILL BIT	115mm 1/2" GAS SLOTTED	FCSB_H115SB50
51mm	VT DRILL BIT	115mm 1/2" GAS SLOTTED	FCSB_H115SB51
52mm	VT DRILL BIT	115mm 1/2" GAS SLOTTED	FCSB_H115SB52
53mm	VT DRILL BIT	115mm 1/2" GAS SLOTTED	FCSB_H115SB53
54mm	VT DRILL BIT	115mm 1/2" GAS SLOTTED	FCSB_H115SB54
55mm	VT DRILL BIT	115mm 1/2" GAS SLOTTED	FCSB_H115SB55



2875 Jupiter Park Drive, Suite 100 - Jupiter, Florida, 33458
 Tel: 1-800-919-7181 - Fax: 561-741-3071 - info@igesolutions.com

www.IGEsolutions.com

CNC TOOLING



ELITE LINE

CNC Routers, Finishing, Drill Bits & Wheels

2875 Jupiter Park Drive, Suite 100 - Jupiter, Florida, 33458
Tel: 1-800-919-7181 - Fax: 561-741-3071 - info@igesolutions.com

www.IGEsolutions.com

CNC ROUTERS H75

1/2" GAS SLOTTED - Height 75mm

SIZE	Description	Segment Counts	IGE Code
6mm	06MM MILLING BIT 1/2 G H75	3 Segments	CNCRMT-06
10mm	10 MM MILLING BIT 1/2 G H75	3 Segments	CNCRMT-10
15mm	D15mm 4 SEGS MILLING BIT 1/2 G H75	4 Segments	CNCRMT-15
15mm	15 MM MILLING BIT 1/2 G H75 6SEG	6 Segments	CNCRMT-15C
20mm	20 MM MILLING BIT 1/2 G H75 4SEG	4 Segments	CNCRMT-20
20mm	20 MM MILLING BIT 1/2 G H75 6SEG	6 Segments	CNCRMT-20C
20mm	20 MM MILLING BIT 1/2 G H75 3SEG LG	3 Segments	CNCRMT-20LG



2875 Jupiter Park Drive, Suite 100 - Jupiter, Florida, 33458
 Tel: 1-800-919-7181 - Fax: 561-741-3071 - info@igesolutions.com

www.IGEsolutions.com

CNC FINISHING H75

1/2" GAS SLOTTED - Height 75mm

SIZE	Glass Thickness	Flat with Arris	IGE Code
15mm OD - 10mm ID	04 MM (1/64")	FLAT WITH ARRIS	CNCFWD15-04
15mm OD - 10mm ID	04.76 MM (3/16")	FLAT WITH ARRIS	CNCFWD15-05
15mm OD - 10mm ID	6 MM (1/4")	FLAT WITH ARRIS	CNCFWD15-06
15mm OD - 10mm ID	8 MM (5/16")	FLAT WITH ARRIS	CNCFWD15-08
15mm OD - 10mm ID	9.52 MM (3/8')	FLAT WITH ARRIS	CNCFWD15-10
15mm OD - 10mm ID	12 MM (1/2")	FLAT WITH ARRIS	CNCFWD15-12
15mm OD - 10mm ID	15 MM (5/8")	FLAT WITH ARRIS	CNCFWD15-15
15mm OD - 10mm ID	19 MM (3/4")	FLAT WITH ARRIS	CNCFWD15-19
20mm OD - 15mm ID	6 MM (1/4')	FLAT WITH ARRIS	CNCFWD20-06
20mm OD - 15mm ID	10 MM (3/8')	FLAT WITH ARRIS	CNCFWD20-10
20mm OD - 15mm ID	19.5 MM (3/4')	FLAT WITH ARRIS	CNCFWD20-19

CNC DIAMOND DRILL BITS

ELITE DIAMOND DRILL BITS - H75

SIZE	Description	IGE Code
3mm	DRILL BIT 3mm 1/2" GAS SLOTTED	ELT_H75FU03
3.2mm	DRILL BIT 3.2mm 1/2" GAS SLOTTED	ELT_H75FU03.2
3.5mm	DRILL BIT 3.5mm 1/2" GAS SLOTTED	ELT_H75SB03.5
4mm	DRILL BIT 4mm 1/2" GAS SLOTTED	ELT_H75FU04
4.76mm	DRILL BIT 04.76mm 1/2" GAS SLOTTED	ELT_H75SB04.76
5mm	DRILL BIT 5mm 1/2" GAS SLOTTED	ELT_H75SB05
6mm	DRILL BIT 6mm 1/2" GAS SLOTTED	ELT_H75SB06
6.35mm	DRILL BIT 06.35mm 1/2" GAS SLOTTED	ELT_H75FU06.35
6.5mm	DRILL BIT 6.5mm 1/2" GAS SLOTTED	ELT_H75FU06.5
7mm	DRILL BIT 7mm 1/2" GAS SLOTTED	ELT_H75SB07
8mm	DRILL BIT 8mm 1/2" GAS SLOTTED	ELT_H75SB08
8.5mm	DRILL BIT 8.5mm 1/2" GAS SLOTTED	ELT_H75SB08.5
9.5mm	DRILL BIT 9.5mm 1/2" GAS SLOTTED	ELT_H75SB09.5
10mm	DRILL BIT 10mm 1/2" GAS SLOTTED	ELT_H75FU10
11mm	DRILL BIT 11mm 1/2" GAS SLOTTED	ELT_H75SB11
12mm	DRILL BIT 12mm 1/2" GAS SLOTTED	ELT_H75SB12
12.7mm	DRILL BIT 12.7mm 1/2" GAS SLOTTED	ELT_H75FU12.7
13mm	DRILL BIT 13mm 1/2" GAS SLOTTED	ELT_H75SB13
13.5mm	DRILL BIT 13.5mm 1/2" GAS SLOTTED	ELT_H75SB13.5
14mm	DRILL BIT 14mm 1/2" GAS SLOTTED	ELT_H75SB14
14.28mm	DRILL BIT 14.28mm 1/2" GAS SLOTTED	ELT_H75SB14.28
15mm	DRILL BIT 15mm 1/2" GAS SLOTTED	ELT_H75SB15
16mm	DRILL BIT 16mm 1/2" GAS SLOTTED	ELT_H75SB16
16.27mm	DRILL BIT 16.27mm 1/2" GAS SLOTTED	ELT_H75SB16.27
17mm	DRILL BIT 17mm 1/2" GAS SLOTTED	ELT_H75SB17
17.46mm	DRILL BIT 17.46mm 1/2" GAS SLOTTED	ELT_H75SB17.46
18mm	DRILL BIT 18mm 1/2" GAS SLOTTED	ELT_H75SB18
19mm	DRILL BIT 19mm 1/2" GAS SLOTTED	ELT_H75SB19
19.5mm	DRILL BIT 19.5mm 1/2" GAS SLOTTED	ELT_H75FU19.5
20mm	DRILL BIT 20mm 1/2" GAS SLOTTED	ELT_H75SB20
21mm	DRILL BIT 21mm 1/2" GAS SLOTTED	ELT_H75SB21



ELITE LINE

CNC DIAMOND DRILL BITS

ELITE DIAMOND DRILL BITS - H75

SIZE	Description	IGE Code
22mm	DRILL BIT 22mm 1/2" GAS SLOTTED	ELT_H75SB22
23mm	DRILL BIT 23mm 1/2" GAS SLOTTED	ELT_H75SB23
24mm	DRILL BIT 24mm 1/2" GAS SLOTTED	ELT_H75SB24
25mm	DRILL BIT 25mm 1/2" GAS SLOTTED	ELT_H75SB25
25.4mm	DRILL BIT 25.4mm 1/2" GAS SLOTTED	ELT_H75SB25.4
26mm	DRILL BIT 26mm 1/2" GAS SLOTTED	ELT_H75SB26
27mm	DRILL BIT 27mm 1/2" GAS SLOTTED	ELT_H75SB27
28mm	DRILL BIT 28mm 1/2" GAS SLOTTED	ELT_H75SB28
29mm	DRILL BIT 29mm 1/2" GAS SLOTTED	ELT_H75SB29
30mm	DRILL BIT 30mm 1/2" GAS SLOTTED	ELT_H75SB30
31mm	DRILL BIT 31mm 1/2" GAS SLOTTED	ELT_H75SB31
32mm	DRILL BIT 32mm 1/2" GAS SLOTTED	ELT_H75SB32
34mm	DRILL BIT 34mm 1/2" GAS SLOTTED	ELT_H75SB34
35mm	DRILL BIT 35mm 1/2" GAS SLOTTED	ELT_H75SB35
36mm	DRILL BIT 36mm 1/2" GAS SLOTTED	ELT_H75SB36
37mm	DRILL BIT 38mm 1/2" GAS SLOTTED	ELT_H75SB37
38mm	DRILL BIT 38mm 1/2" GAS SLOTTED	ELT_H75SB38
39mm	DRILL BIT 39mm 1/2" GAS SLOTTED	ELT_H75SB39
40mm	DRILL BIT 40mm 1/2" GAS SLOTTED	ELT_H75SB40
41mm	DRILL BIT 41mm 1/2" GAS SLOTTED	ELT_H75SB41
42mm	DRILL BIT 42mm 1/2" GAS SLOTTED	ELT_H75SB42
43mm	DRILL BIT 43mm 1/2" GAS SLOTTED	ELT_H75SB43
44mm	DRILL BIT 44mm 1/2" GAS SLOTTED	ELT_H75SB44
45mm	DRILL BIT 45mm 1/2" GAS SLOTTED	ELT_H75SB45
46mm	DRILL BIT 46mm 1/2" GAS SLOTTED	ELT_H75SB46
47mm	DRILL BIT 47mm 1/2" GAS SLOTTED	ELT_H75SB47
48mm	DRILL BIT 48mm 1/2" GAS SLOTTED	ELT_H75SB48
50mm	DRILL BIT 50mm 1/2" GAS SLOTTED	ELT_H75SB50
50.8mm	DRILL BIT 50.8 1/2" GAS SLOTTED	ELT_H75SB50.8
51mm	DRILL BIT 51mm 1/2" GAS SLOTTED	ELT_H75SB51
52.38mm	DRILL BIT 52.38mm 1/2" GAS SLOTTED	ELT_H75SB52.38



ELITE LINE

CNC DIAMOND DRILL BITS

ELITE DIAMOND DRILL BITS - H75

SIZE	Description	IGE Code
54mm	DRILL BIT 54mm 1/2" GAS SLOTTED	ELT_H75SB54
58mm	DRILL BIT 58mm 1/2" GAS SLOTTED	ELT_H75SB58
60mm	DRILL BIT 60mm 1/2" GAS SLOTTED	ELT_H75SB60
63mm	DRILL BIT 63mm 1/2" GAS SLOTTED	ELT_H75SB63
63.5mm	DRILL BIT 63.5mm 1/2" GAS SLOTTED	ELT_H75SB63.5
64mm	DRILL BIT 64mm 1/2" GAS SLOTTED	ELT_H75SB64
70mm	DRILL BIT 70mm 1/2" GAS SLOTTED	ELT_H75SB70
76.2mm	DRILL BIT 76.2 1/2" GAS SLOTTED	ELT_H75SB76.2
89mm	DRILL BIT 89mm 1/2" GAS SLOTTED	ELT_H75SB89
95.25mm	DRILL BIT 95.25mm 1/2" GAS SLOTTED	ELT_H75SB95.25
101.6mm	DRILL BIT 101.6mm 1/2" GAS SLOTTED	ELT_H75SBB101.6
102mm	DRILL BIT 102mm 1/2" GAS SLOTTED	ELT_H75SBB102
114.3mm	DRILL BIT 114.30mm 1/2" GAS SLOTTED	ELT_H75SBB114.30
127mm	DRILL BIT 127mm 1/2" GAS SLOTTED	ELT_H75SBB127
139.7mm	DRILL BIT 139.7mm 1/2" GAS SLOTTED	ELT_H75SBB139.7
152.4mm	DRILL BIT 152.4mm 1/2" GAS SLOTTED	ELT_H75SBB152.4




2875 Jupiter Park Drive, Suite 100 - Jupiter, Florida, 33458
 Tel: 1-800-919-7181 - Fax: 561-741-3071 - info@igesolutions.com

www.IGEsolutions.com

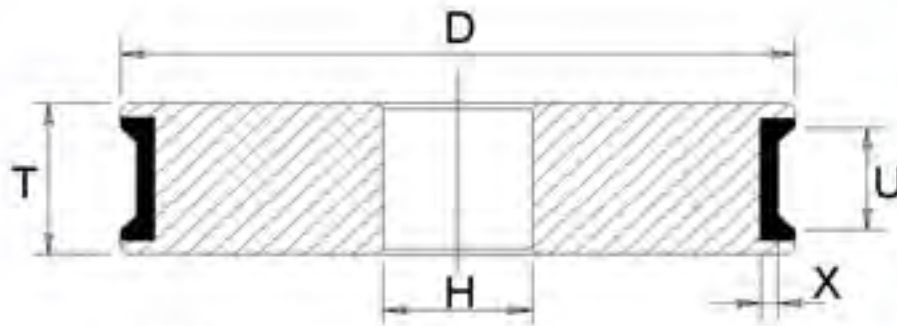
CNC - WHEELS

CNC Wheels - Profiles



CNC - WHEELS

FLAT + ARRIS



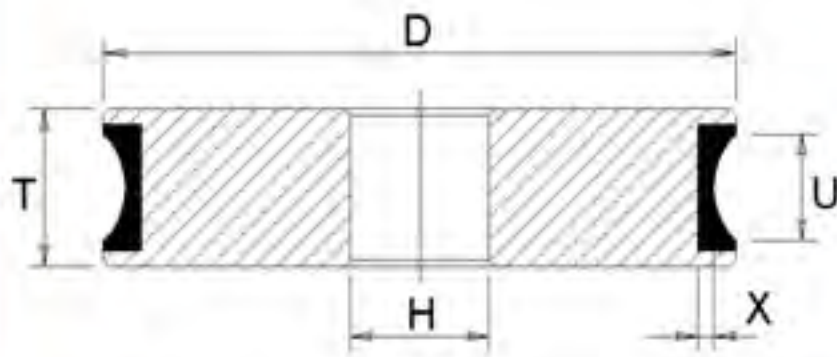
D= 100 mm
H= 22 mm
X= 3mm



Thickness	U		Rough CILIND.	Medium TRAP	Fine TRAP	Polishing CILIND.
4 Water holes	7/2	CODE	ELT_M-0A010200217- 542 FL-EDG SETT D100 F22 C4, CBMP2 P-80 LTZ	ELT_M-0A060100898- 319 FL+AR CONT D100 ,C4 P-270 CBMP2	ELT_M-0A060100944- 319 FL+AR CONT D100 ,C4 P-270 CBMP2	ELT_M-0E010100081-455 BD WHEEL FOR 4MM WITH WATER HOLES
5 Water holes	8/3	CODE	ELT_M-0A010200217- 542 FL-EDG SETT D100 F22 C5, CBMP2 P-80 LTZ	ELT_M-0A060100899- 319 FL+AR CONT D100 ,C5 P-270 CBMP2	ELT_M-0A060100939- 319 FL+AR CONT D100 ,C5 P-270 CBMP2	ELT_M-0E010100081-455 BD WHEEL FOR 5MM WITH WATER HOLES
6 Water holes	9/4	CODE	ELT_M-0A010200217- 542 FL-EDG SETT D100 F22 C6, CBMP2 P-80 LTZ	ELT_M-0A060100866- 319 FL+AR CONT D100 ,C6 P-270 CBMP2	ELT_M-0A060100887- 319 FL+AR CONT D100 ,C6 P-270 CBMP2	ELT_M-0E010100081-455 BD WHEEL FOR 6MM WITH WATER HOLES
8 Water holes	10/5	CODE	ELT_M-0A010200218- 542 FL-EDG SETT D100 F22 C8, CBMP2 P-80 LTZ	ELT_M-0A060100888- 319 FL+AR CONT D100 ,C8 P-270 CBMP2	ELT_M-0A060100904- 319 FL+AR CONT D100 ,C8 P-270 CBMP2	ELT_M-0E010100073-455 BD WHEEL FOR 8MM WITH WATER HOLES
10 Water holes	12/7	CODE	ELT_M-0A010200222- 542 FL-EDG SETT D100 F22 C10, CBMP2 P-80 LTZ	ELT_M-0A060100929- 319 FL+AR CONT D100 ,C10 P-270 CBMP2	ELT_M-0A060100892- 319 FL+AR CONT D100 ,C10 P-270 CBMP2	ELT_M-0E010100073-455 BD WHEEL FOR 10MM WITH WATER HOLES
12 Water holes	14/9	CODE	ELT_M-0A010200228- 542 FL-EDG SETT D100 F22 C12, CBMP2 P-80 LTZ	ELT_M-0A060101007- 319 FL+AR CONT D100 ,C12 P-270 CBMP2	ELT_M-0A060100896- 319 FL+AR CONT D100 ,C12 P-270 CBMP2	ELT_M-0E010100074-455 BD WHEEL FOR 12MM WITH WATER HOLES
15 Water holes	17/12	CODE	ELT_M-0A010200230- 542 FL-EDG SETT D100 F22 C15, CBMP2 P-80 LTZ	ELT_M-0A060100940- 319 FL+AR CONT D100 ,C15 P-270 CBMP2	ELT_M-0A060100910- 319 FL+AR CONT D100 ,C15 P-270 CBMP2	ELT_M-0E010100074-455 BD WHEEL FOR 15MM WITH WATER HOLES
19 Water holes	21/16	CODE	ELT_M-0A010200231- 542 FL-EDG SETT D100 F22 C19, CBMP2 P-80 LTZ	ELT_M-0A060100941- 319 FL+AR CONT D100 ,C119 P-270 CBMP2	ELT_M-0A060100928- 319 FL+AR CONT D100 ,C19 P-270 CBMP2	ELT_M-0E010100075-455 BD WHEEL FOR 19MM WITH WATER HOLES
25 Water holes	26/21	CODE	ELT_M-0A010200289- 542 FL-EDG SETT D100 F22 C25, CBMP2 P-80 LTZ	ELT_M-0A060100942- 319 FL+AR CONT D100 ,C25 P-270 CBMP2	ELT_M-0A060100943- 319 FL+AR CONT D100 ,C25 P-270 CBMP2	ELT_M-0E010100076-455 BD WHEEL FOR 25MM WITH WATER HOLES

CNC - WHEELS

PENCIL EDGE




D= 100 mm
H= 22 mm
X= 3mm



Thickness	U		Rough CILIND.	Medium Pencil	Fine Pencil	Polishing CILIND.
3 Water holes	4	CODE	ELT_M-0A030101021- 319 FL-EDG SETT D100 F22 C4, CBMP2 P-80 LTZ	ELT_M-0A030101019- 319 FL+AR CONT D100 ,C4 P-270 CBMP2	ELT_M-0A030101020- 319 FL+AR CONT D100 ,C4 P-270 CBMP2	ELT_M-0E010100081-455 BD WHEEL FOR 4MM WITH WATER HOLES
4 Water holes	5	CODE	ELT_M-0A030101021- 319 FL-EDG SETT D100 F22 C5, CBMP2 P-80 LTZ	ELT_M-0A030101053- 319 FL+AR CONT D100 ,C5 P-270 CBMP2	ELT_M-0A030101022- 319 FL+AR CONT D100 ,C5 P-270 CBMP2	ELT_M-0E010100081-455 BD WHEEL FOR 5MM WITH WATER HOLES
5 Water holes	6	CODE	ELT_M-0A030101023- 319 FL-EDG SETT D100 F22 C6, CBMP2 P-80 LTZ	ELT-M-0A030101054- 319 FL+AR CONT D100 ,C6 P-270 CBMP2	ELT_M-0A030101024- 319 FL+AR CONT D100 ,C6 P-270 CBMP2	ELT_M-0E010100081-455 BD WHEEL FOR 6MM WITH WATER HOLES
6 Water holes	7	CODE	ELT_M-0A030101025- 319 FL-EDG SETT D100 F22 C8, CBMP2 P-80 LTZ	0A030101055- 319 FL+AR CONT D100 ,C8 P-270 CBMP2	ELT_M-0A030101026- 319 FL+AR CONT D100 ,C8 P-270 CBMP2	ELT_M-0E010100081-455 BD WHEEL FOR 8MM WITH WATER HOLES
8 Water holes	9	CODE	ELT_M-0A030101007- 319 FL-EDG SETT D100 F22 C10, CBMP2 P-80 LTZ	ELT_M-0A030101069- 319 FL+AR CONT D100 ,C10 P-270 CBMP2	ELT_M-0A030101008- 319 FL+AR CONT D100 ,C10 P-270 CBMP2	ELT_M-0E010100073-455 BD WHEEL FOR 10MM WITH WATER HOLES
10 Water holes	11	CODE	ELT_M-0A030101027- 319 FL-EDG SETT D100 F22 C12, CBMP2 P-80 LTZ	ELT_M-0A030101070- 319 FL+AR CONT D100 ,C12 P-270 CBMP2	ELT-M-0A030100995- 319 FL+AR CONT D100 ,C12 P-270 CBMP2	ELT_M-0E010100073-455 BD WHEEL FOR 12MM WITH WATER HOLES
12 Water holes	13	CODE	ELT_M-0A030101028- 319 FL-EDG SETT D100 F22 C15, CBMP2 P-80 LTZ	ELT_M-0A030101071- 319 FL+AR CONT D100 ,C15 P-270 CBMP2	ELT_M-0A030101029- 319 FL+AR CONT D100 ,C15 P-270 CBMP2	ELT_M-0E010100074-455 BD WHEEL FOR 15MM WITH WATER HOLES
15 Water holes	17	CODE	ELT_M-0A030101030- 319 FL-EDG SETT D100 F22 C19, CBMP2 P-80 LTZ	ELT_M-0A030101031- 319 FL+AR CONT D100 ,C119 P- 270 CBMP2	ELT_M-0A030101032- 319 FL+AR CONT D100 ,C19 P-270 CBMP2	ELT_M-0E010100074-455 BD WHEEL FOR 19MM WITH WATER HOLES
19 Water holes	21	CODE	ELT_M-0A030101033- 319 FL-EDG SETT D100 F22 C25, CBMP2 P-80 LTZ	ELT-M-0A030101034- 319 FL+AR CONT D100 ,C25 P-270 CBMP2	ELT_M-0A030101035- 319 FL+AR CONT D100 ,C25 P-270 CBMP2	ELT_M-0E010100075-455 BD WHEEL FOR 25MM WITH WATER HOLES

ELITE WHEELS



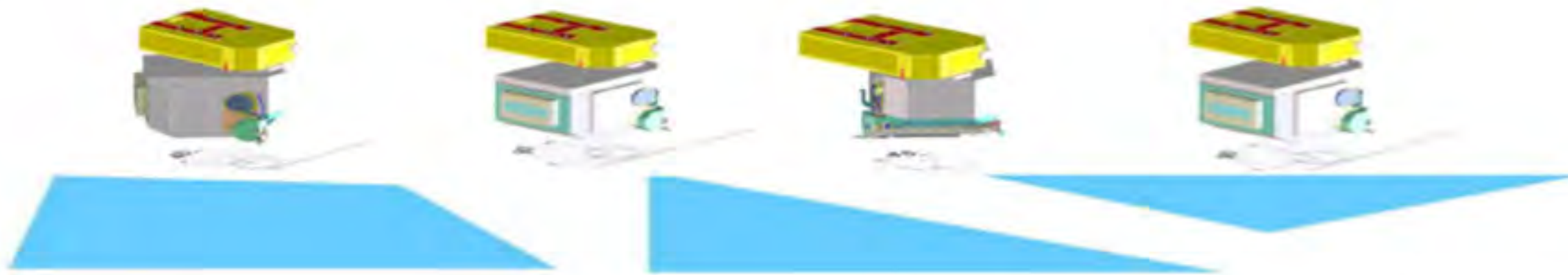
ELITE LINE

ELITE Diamond, Resin, Cup, Peripheral, Stone, Cerium & Felt Wheels

IGE Glass Technologies offers a wide variety of tools for the glass industry. Our Elite line is top european quality and we have every single wheel for every machine ever built. We also can customize wheels for individual projects.

2875 Jupiter Park Drive, Suite 100 - Jupiter, Florida, 33458
Tel: 1-800-919-7181 - Fax: 561-741-3071 - info@igesolutions.com

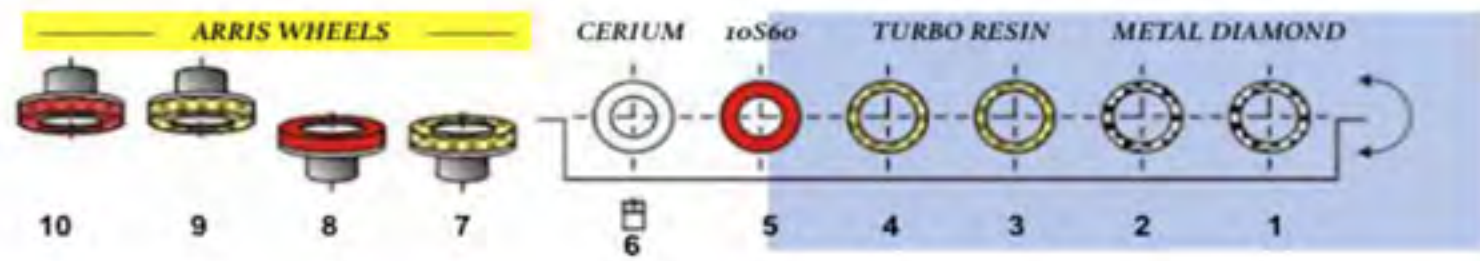
www.IGEsolutions.com




IGE CODE	DESCRIPTION	EXPECTED LIFE (LIN/MTS)	PHOTO
F_0A160100073-530	Corner Dubbing 45° CONT D170 F16x45°e 15°i 120 GF	40,000	
F_0A170100047-529	Pos.1 Peripheral Diamond CONT D200 15° F 8 80 CNO3	30,000	
F_0B050100051-422	Pos.2 Flat Edge Diamond CONT D75 F 5x8 5° P-120 CNO3	15,000	
F_0D050100016-422	Arris Grinding cup D75 F10x10 5° L P-200 BETA	10,000	
F_0H010100462-548	Arris Polish FL-EDG CONT D 75 ,H21 - 120 EK SJ (Pink)	1,000	
F_0H010100465-548	Flat Edge Polish D75, H21 AO BQ6 40-50(LIGHT BLUE)	5,000	
F_0H010100305-422	Flat Edge Polish D75 ,H21 Cerium X5000 (WHITE)	3,000 - 5,000	

ELITE Wheels - Fushan

Fushan 10-45



POS	IGE Code	Description	SIZE	Photo
1	ELT_M-FSL-POS.1	SEG DIAMOND WHEEL	150x22x10	
2	ELT_M-FSL-POS.2	INT.RING DIAMOND WHE	150X22X8	
3	ELT_M-FSL-POS.3	TURBO RESIN CUP	150X22X15	
4	ELT_M-FSL-POS.4	TURBO RESIN CUP	150X22X15	
5	ELT_M-1060.	10S60 WHEEL	150x30x70	
6	ECO-XL5000	CERIUM WHEEL	150X70X30	



ARRIS WHEELS				
7 & 9	ELT_M-FSL-BETA-C	RESIN CUP	130X22X10	
8 & 10	ELT_M-FSL/500ARRI	STONE WHEEL	130X22X30	

ELITE Wheels - BAVELLONI



POS	IGE Code	Description	SIZE	Photo
1	ELT_0B050200046	SEG DIAMOND WHEEL 100	150xA40x15 15°	
2	ELT_0B010100421	Cont. DIAMOND WHEEL 200	150XA40X7	
3	ELT_0D010100999	Cont RESIN CUP 200	150xA40x15	
4	ELT_0D010100999	Cont RESIN CUP 200	150xA40x15	
5	ELT_0F010100191	STONE WHEEL 600	150XA40X40	
6	ELT_0F010100191	STONE WHEEL 600	150XA40X40	
7	ELT_0H010100423	RUBBER WHEEL 40	150XA40X45	
8	ELT_0H010100457	RUBBER WHEEL - CERIUM	150XA40X45	

Bavelloni - Hyion 8



ELITE LINE

ELITE Wheels - BAVELLONI



POS	IGE Code	Description	SIZE	Photo
1	ELT_0B050200046	SEG DIAMOND WHEEL 100	150xA40x15 15°	
2	ELT_0B010100420	Cont. DIAMOND WHEEL 120	150XA40X7	
3	ELT_0D010100818	Cont RESIN CUP 200	150xA40x15	
4	ELT_0D010100999	Cont RESIN CUP 200	150xA40x15	
5	ELT_0D010100999	Cont RESIN CUP 200	150xA40x15	
6	ELT_0F010100191	STONE WHEEL 600	150XA40X40	

Bavelloni - Hyion 11



7	ELT_0F010100191	STONE WHEEL 600	150XA40X40	
8	ELT_0H010100423	RUBBER WHEEL 40	150XA40X45	
9	ELT_0H010100423	RUBBER WHEEL 40	150XA40X45	
10	ELT_0H010100457	RUBBER WHEEL - CERIUM	150XA40X45	
11	ELT_0H010100457	RUBBER WHEEL - CERIUM	150XA40X45	



ELITE Wheels - BAVELLONI



Bavelloni - Hyion V10

POS	IGE Code	Description	SIZE	Photo
1	ELT_0B050200171	SEG DIAMOND WHEEL 100	150xA40x15 30°	
2	ELT_0B010100420	Cont. DIAMOND WHEEL 120	150XA40X7	
3	ELT_0D010100818	Cont RESIN CUP 200	150xA40x15	
4	ELT_0H010100423	RUBBER WHEEL 40	150XA40X45	
5	ELT_0H010100423	RUBBER WHEEL 40	150XA40X45	

6	ELT_0H010100457	RUBBER WHEEL - CERIUM	150XA40X45	
7	ELT_0D010100999	RUBBER WHEEL - CERIUM	150xA40x15	
8	ELT_0D010100999	Cont RESIN CUP 200	150xA40x15	
9	ELT_0F010100191	STONE WHEEL 600	150XA40X40	
10	ELT_0F010100191	STONE WHEEL 600	150XA40X40	



ELITE LINE

ELITE Wheels - BAVELLONI



Bavelloni - Hiyon V14

ELITE LINE

POS	IGE Code	Description	SIZE	Photo
1	ELT_0B010100420	Cont. DIAMOND WHEEL 120	150XA40X7	
2	ELT_0B010100421	Cont. DIAMOND WHEEL 200	150XA40X7	
3	ELT_0B050200171	SEG DIAMOND WHEEL 100	150xA40x15 30°	
4	ELT_0B010100420	Cont. DIAMOND WHEEL 120	150XA40X7	
5	ELT_0D010100818	Cont RESIN CUP 200	150xA40x15	
6	ELT_0H010100423	RUBBER WHEEL 40	150XA40X45	
7	ELT_0H010100423	RUBBER WHEEL 40	150XA40X45	
8	ELT_0H010100457	RUBBER WHEEL - CERIUM	150XA40X45	

9	ELT_0D010100999	Cont RESIN CUP 200	150xA40x15	
10	ELT_0D010100999	Cont RESIN CUP 200	150xA40x15	
11	ELT_0F010100191	STONE WHEEL 600	150XA40X40	
12	ELT_0F010100191	STONE WHEEL 600	150XA40X40	
13	ELT_0H010100423	RUBBER WHEEL 40	150XA40X45	
14	ELT_0H010100457	RUBBER WHEEL - CERIUM	150XA40X45	




ELITE Wheels - BOTTERO

Bottero - 110

POS	IGE Code	Description	SIZE	Photo
1	ELT_0B050200154	SEG DIAMOND WHEEL 100	150x50x15 15°	
2	ELT_0B010100420	Cont. DIAMOND WHEEL 120	150X22X8	
3	ELT_0D010100818	Cont RESIN CUP 200	150X50X15	
4	ELT_0D010100816	Cont RESIN CUP 270	150X50X15	
5	ELT_0H010100015	Rubber WHEEL	150X50X40	

4	ELT_0D010100816	Cont RESIN CUP 270	150X50X15	
5	ELT_0H010100015	RUBBER WHEEL	150X50X40	
5	ELT_0H010100014	RUBBER WHEEL	150X50X40	
5	ELT_0H010100015	RUBBER WHEEL	150X50X40	
5	ELT_0h010100220	RUBBER WHEEL - CERIUM	150X50X40	




ELITE Wheels - BOTTERO

Bottero - 810



POS	IGE Code	Description	SIZE	Photo
1	ELT_0B050200154	SEG DIAMOND WHEEL 100	150x50x15 15°	
2	ELT_0B010100420	Cont. DIAMOND WHEEL 120	150X22X8	
3	ELT_0D010100818	Cont RESIN CUP 200	150X50X15	
4	ELT_0D010100816	Cont RESIN CUP 270	150X50X15	
5	ELT_0H010100015	RUBBER WHEEL	150X50X40	

4	ELT_0D010100816	Cont RESIN CUP 270	150X50X15	
5	ELT_0H010100015	RUBBER WHEEL	150X50X40	
5	ELT_0H010100014	RUBBER WHEEL	150X50X40	
5	ELT_0H010100015	RUBBER WHEEL	150X50X40	
5	ELT_0h010100220	RUBBER WHEEL - CERIUM	150X50X40	



ELITE Wheels - BOVONE



Bovone - ELB10

POS	IGE Code	Description	SIZE	Photo
1	ELT_0B050200046	SEG DIAMOND WHEEL 100	150x22x15 15°	
2	ELT_0B010100420	Cont. DIAMOND WHEEL 120	150X22X8	
3	ELT_0D010100472	Cont RESIN CUP 230	150X22X15	
4	ELT_0B010100421	Cont. DIAMOND WHEEL	150X22X8	
5	ELT_0F010100188	STONE WHEEL	150X22X40	

6	ELT_0B010100421	Cont. DIAMOND WHEEL	150X22X8	
7	ELT_0F010100188	STONE WHEEL	150X22X40	
8	ELT_0D010100474	Cont RESIN CUP 270	150X22X15	
9	ELT_0D010100467	Cont RESIN CUP 700	150X22X15	
10	ELT_0P010100039	Felt	150X70X25	



ELITE LINE

ELITE Wheels - BOVONE



Bovone - ELB10/45

POS	IGE Code	Description	SIZE	Photo
1	ELT_0B050200153	SEG DIAMOND WHEEL 100	150x22x15 30°	
2	ELT_0B010100420	Cont. DIAMOND WHEEL 120	150X22X8	
3	ELT_0B010100418	Cont. DIAMOND WHEEL 200	150X22X8	
4	ELT_0D010100474	Cont RESIN CUP 270	150X22X15	
5	ELT_0D010100467	Cont RESIN CUP 700	150X22X15	

6	ELT_0P010100039	Felt	150X70X25	
7	ELT_0B010100421	Cont. DIAMOND WHEEL	150X22X8	
8	ELT_0F010100188	STONE WHEEL	150X22X40	
9	ELT_0B010100421	Cont. DIAMOND WHEEL	150X22X8	
10	ELT_0F010100188	STONE WHEEL	150X22X40	



ELITE Wheels - BOVONE



Bovone - ELB11/45

POS	IGE Code	Description	SIZE	Photo
1	ELT_0B050200153	SEG DIAMOND WHEEL 100	150x22x15 30°	
2	ELT_0B010100420	Cont. DIAMOND WHEEL 120	150X22X8	
3	ELT_0D010100472	Cont RESIN CUP 230	150X22X15	
5	ELT_0D010100474	Cont RESIN CUP 270	150X22X15	
5	ELT_0D010100467	Cont RESIN CUP 700	150X22X15	

6	ELT_0P0101000390	Felt	150X70X25	
7	ELT_0P0101000390	Felt	150X70X25	
8	ELT_0B010100421	Cont. DIAMOND WHEEL	150X22X8	
9	ELT_0F010100188	STONE WHEEL	150X22X40	
10	ELT_0B010100421	Cont. DIAMOND WHEEL	150X22X8	
11	ELT_0F010100188	STONE WHEEL	150X22X40	



ELITE Wheels - BOVONE



Bovone - ELB14

POS	IGE Code	Description	SIZE	Photo
1	ELT_0B050200046	SEG DIAMOND WHEEL 100	150x22x15 15°	
2	ELT_0B010100420	Cont. DIAMOND WHEEL 120	150X22X8	
3	ELT_0B010100421	Cont. DIAMOND WHEEL 200	150X22X8	
4	ELT_0D010100472	Cont RESIN CUP 230	150X22X15	
5	ELT_0B010100449	Cont. DIAMOND WHEEL 140	130X22X8	
6	ELT_0B010100449	Cont. DIAMOND WHEEL 140	130X22X8	

7	ELT_0D010100474	Cont RESIN CUP 270	150X22X15	
8	ELT_0D010100467	Cont RESIN CUP 700	150X22X15	
9	ELT_0D010100690	Cont RESIN CUP 270	130X22X16,5	
10	ELT_0D010100690	Cont RESIN CUP 270	130X22X16,5	
11	ELT_0P0101000390	Felt	150X70X25	
12	ELT_0P0101000390	Felt	150X70X25	
13	ELT_0P0101000390	Felt	150X70X25	
14	ELT_0P0101000390	Felt	150X70X25	



ELITE Wheels - BOVONE



Bovone - ELB14/45

POS	IGE Code	Description	SIZE	Photo
1	ELT_0B050200153	SEG DIAMOND WHEEL 100	150x22x15 30°	
2	ELT_0B010100420	Cont. DIAMOND WHEEL 120	150X22X8	
3	ELT_0B010100421	Cont. DIAMOND WHEEL 200	150X22X8	
4	ELT_0D010100474	Cont RESIN CUP 270	150X22X15	
5	ELT_0D010100467	Cont RESIN CUP 700	150X22X15	
6	ELT_0P0101000390	Felt	150X70X25	
2	ELT_0B010100420	Cont. DIAMOND WHEEL 120	150X22X8	

2	ELT_0B010100420	Cont. DIAMOND WHEEL 120	150X22X8	
7	ELT_0B010100421	Cont. DIAMOND WHEEL 200	150X22X8	
8	ELT_0F010100188	STONE WHEEL	150X22X40	
9	ELT_0B010100421	Cont. DIAMOND WHEEL	150X22X8	
10	ELT_0F010100188	STONE WHEEL	150X22X40	
4	ELT_0D010100474	Cont RESIN CUP 270	150X22X15	
5	ELT_0D010100467	Cont RESIN CUP 700	150X22X15	
6	ELT_0P0101000390	Felt	150X70X25	



2875 Jupiter Park Drive, Suite 100 - Jupiter, Florida, 33458
 Tel: 1-800-919-7181 - Fax: 561-741-3071 - info@igesolutions.com

www.IGEsolutions.com

ELITE Wheels - BOVONE

ELITE LINE



POS	IGE Code	Description	SIZE	Photo
1	ELT_0B050200153	SEG DIAMOND WHEEL 100	150x22x15 30°	
2	ELT_0B010100420	Cont. DIAMOND WHEEL 120	150X22X8	
3	ELT_0B010100421	Cont. DIAMOND WHEEL 200	150X22X8	
4	ELT_0D010100474	Cont RESIN CUP 270	150X22X15	
5	ELT_0D010100467	Cont RESIN CUP 700	150X22X15	
6	ELT_0P0101000390	Felt	150X70X25	
7	ELT_0B010100420	Cont. DIAMOND WHEEL 120	150X22X8	
8	ELT_0B010100421	Cont. DIAMOND WHEEL 200	150X22X8	

Bovone - ELB14/45

9	ELT_0B010100421	Cont. DIAMOND WHEEL 200	150X22X8	
10	ELT_0D010100474	Cont RESIN CUP 270	150X22X15	
11	ELT_0D010100478	Cont RESIN CUP 550	150X22X15	
11	ELT_0D010100478	Cont RESIN CUP 550	150X22X15	
6	ELT_0P0101000390	Felt	150X70X25	
6	ELT_0P0101000390	Felt	150X70X25	
6	ELT_0P0101000390	Felt	150X70X25	
6	ELT_0P0101000390	Felt	150X70X25	

ELITE Wheels - DEWAY

POS	IGE Code	Description	SIZE	Photo
1	ELT_0B050200046	SEG DIAMOND WHEEL 100	150xA40x15 15°	
2	ELT_0B010100420	Cont. DIAMOND WHEEL 120	150XA450X8	
3	ELT_0D010100472	Cont RESIN CUP 230	150XA40X15	
4	ELT_0H010100423	RUBBER WHEEL	150XA40X40	
5	ELT_0H010100457	RUBBER WHEEL - CERIUM	150XA40X40	

Deway DJ2525

6	ELT_0D010100817	Cont RESIN CUP 230	130XA40X15	
7	ELT_0D010100817	Cont RESIN CUP 230	130XA40X15	
8	ELT_0F010100215	RUBBER WHEEL	130XA40X40	
9	ELT_0F010100215	RUBBER WHEEL	130XA40X40	

ELITE Wheels - DEWAY

ELITE LINE

POS	IGE Code	Description	SIZE	Photo
1	ELT_0B050200046	SEG DIAMOND WHEEL 100	150xA40x15 15°	
2	ELT_0B010100420	Cont. DIAMOND WHEEL 120	150XA450X8	
3	ELT_0D010100472	Cont RESIN CUP 230	150XA40X15	
4	ELT_0H010100423	Rubber WHEEL	150XA40X40	
5	ELT_0H010100457	RUBBER WHEEL - CERIUM	150XA40X40	

Deway DJM9L

6	ELT_0D010100817	Cont RESIN CUP 230	130XA40X15	
7	ELT_0D010100817	Cont RESIN CUP 230	130XA40X15	
8	ELT_0F010100215	RUBBER WHEEL	130XA40X40	
9	ELT_0F010100215	RUBBER WHEEL	130XA40X40	

ELITE Wheels - LATTUADA

Lattuada - TL10AU



POS	IGE Code	Description	SIZE	Photo
1	ELT_0B050200171	SEG DIAMOND WHEEL 100	150x22x15 30°	
2	ELT_0B010100420	Cont DIAMOND WHEEL 120	150X22X7	
3	ELT_0D010500528	Turbo RESIN CUP 230	150X22X15	
4	ELT_0H010100001	RUBBER WHEEL	150X50X30	
5	ELT_0H010100002	RUBBER WHEEL	150X50X30	

6	ELT_0H010100178	RUBBER WHEEL - CERIUM	150X50X30	
7	ELT_0D010100817	Cont RESIN CUP	130XF40X15	
9	ELT_0F010100189	STONE WHEEL	130X22X40	
7	ELT_0D010100817	Cont RESIN CUP	130XF40X15	
9	ELT_0F010100189	STONE WHEEL	130X22X40	



ELITE Wheels - NEPTUN

ELITE LINE




POS	IGE Code	Description	SIZE	Photo
1	ELT_0B050200046	SEG DIAMOND WHEEL 100	150xA40x15 15°	
2	ELT_0B010100421	Cont. DIAMOND WHEEL 200	150XA40X7	
3	ELT_0D010100839	Cont RESIN CUP 200	100xA40x15	
3	ELT_0D010100839	Cont RESIN CUP 200	100xA40x15	

Neptun - Rock 8

5	ELT_0F010100190	STONE WHEEL 600	100XA40X40	
6	ELT_0F010100190	STONE WHEEL 600	100XA40X40	
7	ELT_0H010100006	RUBBER Wheel 40	150X70X30	
8	ELT_0H010100178	RUBBER Wheel Cerium	150X70X30	



ELITE Wheels - NEPTUN



Neptun - Rock 10/45

POS	IGE Code	Description	SIZE	Photo
1	ELT_0B050200046	SEG DIAMOND WHEEL 100	150xA40x15 15°	
2	ELT_0B010100420	Cont. DIAMOND WHEEL 120	150XA40X7	
3	ELT_0D010100818	Cont RESIN CUP 200	150xA40x15	
4	ELT_0H010100006	RUBBER Wheel 40	150X70X30	
5	ELT_0H010100007	RUBBER Wheel 40	150X70X30	

6	ELT_0H010100178	RUBBER Wheel - CERIUM	150X70X30	
7	ELT_0D010100839	Cont RESIN CUP 200	100xA40x15	
8	ELT_0D010100839	Cont RESIN CUP 200	100xA40x15	
9	ELT_0F010100190	STONE WHEEL 600	100XA40X40	
10	ELT_0F010100190	STONE WHEEL 600	100XA40X40	



ELITE Wheels - NEPTUN

ELITE LINE



POS	IGE Code	Description	SIZE	Photo
1	ELT_0B050200046	SEG DIAMOND WHEEL 100	150xA40x15 15°	
2	ELT_0B010100420	Cont. DIAMOND WHEEL 120	150XA40X7	
3	ELT_0D010100818	Cont RESIN CUP 200	150xA40x15	
4	ELT_0D010100839	Cont RESIN CUP 200	100xA40x15	
5	ELT_0D010100839	Cont RESIN CUP 200	100xA40x15	



Neptun - Rock 11

6	ELT_0F010100190	STONE WHEEL 600	100XA40X40	
7	ELT_0F010100190	STONE WHEEL 600	100XA40X40	
8	ELT_0H010100006	Rubber Wheel 40	150X70X30	
9	ELT_0H010100006	Rubber Wheel 40	150X70X30	
10	ELT_0H010100007	Rubber Wheel 40	150X70X30	
11	ELT_0H010100178	Rubber Wheel - CERIUM	150X70X30	

ELITE Wheels - NEPTUN



POS	IGE Code	Description	SIZE	Photo
1	ELT_0B010100420	Cont. DIAMOND WHEEL 120	150XA40X7	
2	ELT_0D010100818	Cont RESIN CUP 200	150xA40x15	
3	ELT_0B050200046	SEG DIAMOND WHEEL 100	150xA40x15 15°	
4	ELT_0B010100420	Cont. DIAMOND WHEEL 120	150XA40X7	
5	ELT_0D010100818	Cont RESIN CUP 200	150xA40x15	
6	ELT_0H010100006	Rubber Wheel 40	150X70X30	
7	ELT_0H010100007	Rubber Wheel 40	150X70X30	

Neptun - Rock 14

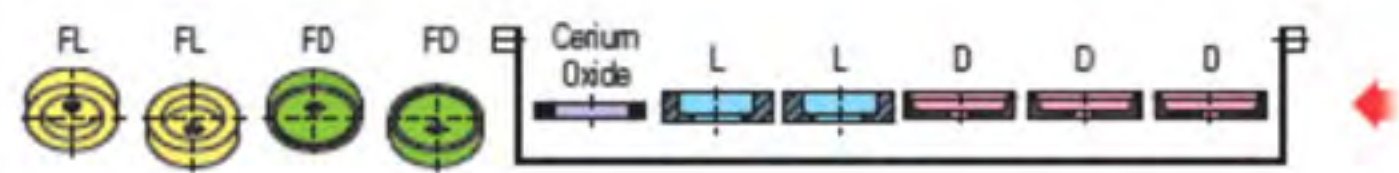
7	ELT_0H010100007	Rubber Wheel 40	150X70X30	
8	ELT_0H010100178	Rubber Wheel - CERIUM	150X70X30	
9	ELT_0D010100839	Cont RESIN CUP 200	100xA40x15	
10	ELT_0D010100839	Cont RESIN CUP 200	100xA40x15	
11	ELT_0F010100190	STONE WHEEL 600	100XA40X40	
12	ELT_0F010100190	STONE WHEEL 600	100XA40X40	
13	ELT_0H010100007	Rubber Wheel 40	150X70X30	
14	ELT_0H010100178	Rubber Wheel - CERIUM	150X70X30	



2875 Jupiter Park Drive, Suite 100 - Jupiter, Florida, 33458
 Tel: 1-800-919-7181 - Fax: 561-741-3071 - info@igesolutions.com

www.IGEsolutions.com

ELITE Wheels - SCHIATTI



POS	IGE Code	Description	SIZE	Photo
1	ELT_0B050200171	SEG DIAMOND WHEEL 100	150x25x15 30°	
2	ELT_0B010100420	Cont. DIAMOND WHEEL 120	150X25X7	
3	ELT_0D010500528	Turbo RESIN CUP 230	150X25X15	
4	ELT_0H010100224	RUBBER WHEEL	150X22X40	
5	ELT_0H010100225	RUBBER WHEEL	150X22X40	

Schiatti - SEM 10

6	ELT_0H010100220	RUBBER WHEEL - CERIUM	150X22X40	
7	ELT_0D010100817	Cont RESIN CUP	130X20X15	
8	ELT_0D010100817	Cont RESIN CUP	130X20X15	
9	ELT_0H010100033	RUBBER WHEEL	125X22X40	
10	ELT_0H010100033	RUBBER WHEEL	125X22X40	




ELITE Wheels - SCHIATTI



POS	IGE Code	Description	SIZE	Photo
1	ELT_0B050200046	SEG DIAMOND WHEEL 100	150x25x15 15°	
2	ELT_0B010100420	Cont. DIAMOND WHEEL 120	150X25X7	
3	ELT_0D010500528	Turbo RESIN CUP 230	150X25X15	
4	ELT_0D010100817	Cont RESIN CUP	130X20X15	
5	ELT_0D010100817	Cont RESIN CUP	130X20X15	

Schiatti - FPS20-RS

6	ELT_0H010100033	RUBBER WHEEL	125X22X40	
7	ELT_0H010100033	RUBBER WHEEL	125X22X40	
8	ELT_0H010100224	RUBBER WHEEL	150X22X40	
9	ELT_0H010100225	RUBBER WHEEL	150X22X40	
10	ELT_0H010100220	RUBBER WHEEL - CERIUM	150X22X40	





MINI-MAX LINE



MINI-MAX Drill Bits

IGE "MINI-MAX" Diamond Drills Working Parameters

Thank you for choosing the innovative new "MINI-MAX" diamond core drills from IGE Solutions. This new technology is capable of increasing drilling speeds without the need to sharpen or dress the tools. For best results, please use the following guidelines:

- **DO NOT SHARPEN!!** Sharpening or dressing will only cause damage to these tools. Tools that have been damaged by sharpening or dressing cannot be returned.
- "Break in" the tools by drilling a minimum of **10 holes** at a feed speed of **.6 mm/s.** and **.8mm/s**
- After the tools have been broken-in, continue with normal production using the working parameters listed below.
- Do not dress during the life of the tool

IGE "MINI-MAX" Diamond Drills: Working Parameters

DIAMETER (mm)	FEED SPEED	RPM
6.35	1.5 mm/s	5,500
10	1.5 mm/s	4,500
11	1.5mm/s	4,100
12.7	1.5 mm/s	3,700
14.28	1.5mm/s	3,400
16	1.5 mm/s	3,200
17.46	1.4 mm/s	2,500
19.5	1.4 mm/s	2,200
21	1.3mm/s	2,000
22.54	1.3 mm/s	1,900
25.4	1.3 mm/s	1,700
29	1.2 mm/s	1,500
32	1.2 mm/s	1,500
38	1.0 mm/s	1,300
41	1.0mm/s	1,300
44	1.0 mm/s	1,200
45	1.0mm/s	1,000
50.8	.8 mm/s	1,000
58	.8 mm/s	1,000

MINI-MAX Drill Bits

1/2" GAS SLOTTED - H95

SIZE	Description	IGE Code
4.76mm	DRILL BIT 4.76mm 1/2" GAS SLOTTED	MMX_H95SB04.76
6.35mm	DRILL BIT 6.35mm 1/2" GAS SLOTTED	MMX_H95SB06.35
7mm	DRILL BIT 07mm 1/2" GLASS SLOTTED	MMX_H95SB07
8mm	DRILL BIT 08mm 1/2" GLASS SLOTTED	MMX_H95SB08
8.2mm	DRILL BIT 08mm 1/2" GLASS SLOTTED	MMX_H95SB08.2
9mm	DRILL BIT 09mm 1/2" GLASS SLOTTED	MMX_H95SB09
9.52mm	DRILL BIT 09mm 1/2" GLASS SLOTTED	MMX_H95SB09.52
10mm	DRILL BIT 10mm 1/2" GAS SLOTTED	MMX_H95SB10
11mm	DRILL BIT 11mm 1/2" GAS SLOTTED	MMX_H95SB11
11.5mm	DRILL BIT 11.5mm 1/2" GAS SLOTTED	MMX_H95SB11.5
11.7mm	DRILL BIT 11.7mm 1/2" GAS SLOTTED	MMX_H95SB11.7
11.99mm	DRILL BIT 11.99mm 1/2" GLASS SLOTTED	MMX_H95SB11.99
12.7mm	DRILL BIT 12.7mm 1/2" GAS SLOTTED	MMX_H95SB12.7
13mm	DRILL BIT 13mm 1/2" GLASS SLOTTED	MMX_H95SB13
13.5mm	DRILL BIT 13.5mm 1/2" GLASS SLOTTED	MMX_H95SB13.5
14.28mm	DRILL BIT 14.28mm 1/2" GAS SLOTTED	MMX_H95SB14.28
15mm	DRILL BIT 15mm 1/2" GAS SLOTTED	MMX_H95SB15
16mm	DRILL BIT 16mm 1/2" GAS SLOTTED	MMX_H95SB16
16.5mm	DRILL BIT 16.5mm 1/2" GAS SLOTTED	MMX_H95SB16.5
16.66mm	DRILL BIT 16.66mm 1/2" GAS SLOTTED	MMX_H95SB16.66
17mm	DRILL BIT 17mm 1/2" GAS SLOTTED	MMX_H95SB17.0
17.46mm	DRILL BIT 17.46mm 1/2" GAS SLOTTED	MMX_H95SB17.46
18mm	DRILL BIT 18mm 1/2" GLASS SLOTTED	MMX_H95SB18
19.05mm	DRILL BIT 19.05mm 1/2" GAS SLOTTED	MMX_H95SB19.05
19.5mm	DRILL BIT 19.5mm 1/2" GAS SLOTTED	MMX_H95SB19.5
20mm	DRILL BIT 20mm 1/2" GAS SLOTTED	MMX_H95SB20
20.6mm	DRILL BIT 20.6mm 1/2" GAS SLOTTED	MMX_H95SB20.6
21mm	DRILL BIT 21mm 1/2" GAS SLOTTED	MMX_H95SB21
22.3mm	DRILL BIT 22.3mm 1/2" GAS SLOTTED	MMX_H95SB22.3
23mm	DRILL BIT 23mm 1/2" GAS SLOTTED	MMX_H95SB23
24mm	DRILL BIT 24mm 1/2" GAS SLOTTED	MMX_H95SB24



DO NOT SHARPEN!

Our MiniMax do not require sharpening. - Sharpening will damage the tool!

MINI-MAX Drill Bits

1/2" GAS SLOTTED - H95

25.4mm	DRILL BIT 25.4mm 1/2" GAS SLOTTED	MMX_H95SB25.4
26mm	DRILL BIT 26mm 1/2" GAS SLOTTED	MMX_H95SB26
27mm	DRILL BIT 27mm 1/2" GAS SLOTTED	MMX_H95SB27
28mm	DRILL BIT 28mm 1/2" GAS SLOTTED	MMX_H95SB28
29mm	DRILL BIT 29mm 1/2" SLOTTED	MMX_H95SB29
30mm	DRILL BIT 30mm 1/2" GAS SLOTTED	MMX_H95SB30
31mm	DRILL BIT 31mm 1/2" GAS SLOTTED	MMX_H95SB31
32mm	DRILL BIT 32mm 1/2" GAS SLOTTED	MMX_H95SB32
33.5mm	DRILL BIT 33.5mm 1/2" GAS SLOTTED	MMX_H95SB33.5
34mm	DRILL BIT 34mm 1/2" GAS SLOTTED	MMX_H95SB34
35mm	DRILL BIT 35mm 1/2" GAS SLOTTED	MMX_H95SB35
36mm	DRILL BIT 36mm 1/2" GAS SLOTTED	MMX_H95SB36
37mm	DRILL BIT 37mm 1/2" SLOTTED	MMX_H95SB37
38mm	DRILL BIT 38mm 1/2" GAS SLOTTED	MMX_H95SB38
40mm	DRILL BIT 40mm 1/2" GLASS SLOTTED	MMX_H95SB40
41mm	DRILL BIT 41mm 1/2" GAS SLOTTED	MMX_H95SB41
42mm	DRILL BIT 42mm 1/2" GLASS SLOTTED	MMX_H95SB42
43mm	DRILL BIT 43mm 1/2" GAS SLOTTED	MMX_H95SB43
44mm	DRILL BIT 44mm 1/2" GAS SLOTTED	MMX_H95SB44
44.5mm	DRILL BIT 44.5mm 1/2" GAS SLOTTED	MMX_H95SB44.5
45mm	DRILL BIT 45mm 1/2" GAS SLOTTED	MMX_H95SB45
46mm	DRILL BIT 46mm 1/2" GAS SLOTTED	MMX_H95SB46
48mm	DRILL BIT 48mm 1/2" GAS SLOTTED	MMX_H95SB48
50.8mm	DRILL BIT 50.8mm 1/2" GAS SLOTTED	MMX_H95SB50.8
54mm	DRILL BIT 54mm 1/2" GAS SLOTTED	MMX_H95SB54
58mm	DRILL BIT 58mm 1/2" GAS SLOTTED	MMX_H95SB58



MINI-MAX LINE

DO NOT SHARPEN!

Our MiniMax do not require sharpening.
Sharpening will damage the tool!

MINI-MAX Drill Bits

1/2" GAS SLOTTED - H75

SIZE	Description	IGE Code
6.35mm	DRILL BIT 6.35mm H75 1/2" GAS SLOTTED	MMX_H75SB06.35
8mm	DRILL BIT 8mm 1/2" GAS SLOTTED	MMX_H75SB08
10mm	DRILL BIT 10mm H75 1/2" GAS SLOTTED	MMX_H75SB10
11mm	DRILL BIT 11mm 1/2" GAS SLOTTED	MMX_H75SB11
12.7mm	DRILL BIT 12.7mm H75 1/2" GAS SLOTTED	MMX_H75SB12.7
13mm	DRILL BIT 13mm 1/2" GAS SLOTTED	MMX_H75SB13.0
13.5mm	DRILL BIT 13.5mm 1/2" GAS SLOTTED	MMX_H75SB13.5
14.28mm	DRILL BIT 14.28mm H75 1/2" GAS SLOTTED	MMX_H75SB14.28
16mm	DRILL BIT 16mm H75 1/2" GAS SLOTTED	MMX_H75SB16
17.46mm	DRILL BIT 17.46mm 1/2" GAS SLOTTED	MMX_H75SB17.46
19.5mm	DRILL BIT 19.5mm H75 1/2" GAS SLOTTED	MMX_H75SB19.5
21mm	DRILL BIT 21mm 1/2" GAS SLOTTED	MMX_H75SB21
22.3mm	DRILL BIT 22.3mm 1/2" GAS SLOTTED	MMX_H75SB22.3
22.54mm	DRILL BIT 22.54mm 1/2" GAS SLOTTED	MMX_H75SB22.54
25.4mm	DRILL BIT 25.4mm H75 1/2" GAS SLOTTED	MMX_H75SB25.4
28.6mm	DRILL BIT 28.6mm 1/2" GAS SLOTTED	MMX_H75SB28.6
31mm	DRILL BIT 31mm 1/2" GAS SLOTTED	MMX_H75SB31
32mm	DRILL BIT 32mm 1/2" GAS SLOTTED	MMX_H75SB32
41mm	DRILL BIT 41mm 1/2" GAS SLOTTED	MMX_H75SB41
45mm	DRILL BIT 45mm 1/2" GAS SLOTTED	MMX_H75SB45
47.6mm	DRILL BIT 47.6mm 1/2" GAS SLOTTED	MMX_H75SB47.6
50.8mm	DRILL BIT 50.8mm H75 1/2" GAS SLOTTED	MMX_H75SB50.8
57mm	DRILL BIT 57mm 1/2" GAS SLOTTED	MMX_H75SB57
76.2mm	DRILL BIT 76.2mm 1/2" GAS SLOTTED	MMX_H75SB76.2
102mm	DRILL BIT 102mm 1/2" GAS SLOTTED	MMX_H75SB102



Cleaner holes, guranteed super long life span and NO down time due tool sharpening process

MINI-MAX Wheels

Profile	Description	IGE Code
Flat with Arris	D100 - C5 - 100G - POS.1	MMX_FA+AR/C5-P1
Flat with Arris	D100 - C5 - 230G - POS.2	MMX_FA+AR/C5-P2
Flat with Arris	D100 - C6 - 100G - POS.1	MMX_FA+AR/C6-P1
Flat with Arris	D100 - C6 - 230G - POS.2	MMX_FA+AR/C6-P2
Flat with Arris	D100 - C10 - 80G - POS.1	MMX_FA+AR/C10-P1
Flat with Arris	D100 - C10 - 230G - POS.2	MMX_FA+AR/C10-P2
Flat with Arris	D100 - C12 - 80G - POS.1	MMX_FA+AR/C12-P1
Flat with Arris	D100 - C12 - 230G - POS.2	MMX_FA+AR/C12-P2
Flat with Arris	D100 - C19 - 80G - POS.1	MMX_FA+AR/C19-P1
Flat with Arris	D100 - C19 - 230G - POS.2	MMX_FA+AR/C19-P2
Pencil Edge	D100 -C5 - 100G - POS.1	MMX_PEN/C5-P1
Pencil Edge	D100 -C5 - 230G - POS.2	MMX_PEN/C5-P2
Pencil Edge	D100 -C6 - 100G - POS.1	MMX_PEN/C6-P1
Pencil Edge	D100 -C6 - 230G - POS.2	MMX_PEN/C6-P2
Pencil Edge	D100 -C10 - 80G - POS.1	MMX_PEN/C10-P1
Pencil Edge	D100 -C10 - 230G - POS.2	MMX_PEN/C10-P2
Pencil Edge	D100 -C12 - 80G - POS.1	MMX_PEN/C12-P1
Pencil Edge	D100 -C12 - 230G - POS.2	MMX_PEN/C12-P2
Pencil Edge	D100 -C19 - 80G - POS.1	MMX_PEN/C19-P1
Pencil Edge	D100 -C19 - 230G - POS.2	MMX_PEN/C19-P2
Flat Edge	FULL SEGMENTED D100 - C10 - G60	MMX_FE-HJP/C10
Flat Edge	FULL SEGMENTED D100 - C12 - G60	MMX_FE-HJP/C12
Flat Edge	FULL SEGMENTED D100 - C19 - G60	MMX_FE-HJP/C19
Flat Edge	FULL SEGMENTED D100 - C6 - G60	MMX_FE-HJP/C6



2875 Jupiter Park Drive, Suite 100 - Jupiter, Florida, 33458
 Tel: 1-800-919-7181 - Fax: 561-741-3071 - info@igesolutions.com

www.IGEsolutions.com

MINI-MAX LINE



ECONO-MAX LINE



ECONO-MAX Wheels



EconoMax Diamond & Resin Wheels



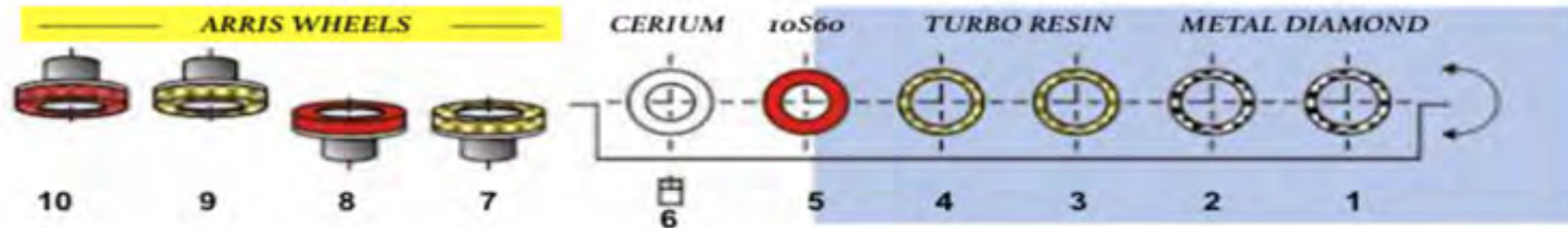
Economically priced, our Econo Max brand guarantees high quality, high performance grinding and polishing "cup" wheels. IGE is planning to extend this line in the near future.

2875 Jupiter Park Drive, Suite 100 - Jupiter, Florida, 33458
Tel: 1-800-919-7181 - Fax: 561-741-3071 - info@igesolutions.com

www.IGEsolutions.com

ECONO-MAX Fushan Wheels

FUSHAN POLISHER 10/45



POS	IGE Code	Description	SIZE	Photo
1	ECO-FSL-POS.1	SEG DIAMOND WHEEL	150x22x10	
2	ECO-FSL-POS.2	SEG DIAMOND WHEEL	150X22X8	
3	ECO-FSL-POS.3	TURBO RESIN CUP	150X22X15	
4	ECO-FSL-POS.4	TURBO RESIN CUP	150X22X15	
5	ELT_M-1060.	10S60 WHEEL	150x30x70	
6	ECO-XL5000	CERIUM WHEEL	150X70X30	
ARRIS WHEELS				
7 & 9	ECO-FSL-G-ARRIS	RESIN CUP	130X22X10	
8 & 10	ELT_M-FSL/500ARRIS	STONE WHEEL	130X22X30	



ECONO-MAX Wheels

More coming soon!

2875 Jupiter Park Drive, Suite 100 - Jupiter, Florida, 33458
Tel: 1-800-919-7181 - Fax: 561-741-3071 - info@igesolutions.com

www.IGEsolutions.com

SUPPLIES & MATERIALS

EVA for
Decorative Glass



Red Chain Belts for
Tempering Furnaces



Glass Paints



EVA Film for Safety Glass



Kevlar Ropes



Cutting Wheels



Coolants & Adhesives



Green Tape
For Lamination Lines



**EVA, Glass Paints, Kevlar, Coolants,
Cutting Wheels and more...**

Resin for Solvent Based Glass Paint



Rubber Slats for WaterJets



Sanding Belts for Glass Seamer



SUPPLIES & MATERIALS

Red Chain Link Belts for Tempering Furnaces

SIZE	Description	IGE Code
5/16"	POWER TWIST GRND ROUND 5/16" BELT - 100' ROLL	FNR_04081050
3/8"	POWER TWIST GRND ROUND 3/8" BELT	FNR_04081060
1/2"	POWER TWIST PLUS V-BELT - 100' ROLL	FNR_0408030

Kevlar Ropes for Tempering Furnaces



SIZE	Description	IGE Code
5/16"	WHITE KEVLAR ROPE 14X14FOR HD LAMI LINE (PER ROLL)	HD_WKEVLAR-14X1
3/8"	BLACK KEVLAR ROPE 10X4mm (PER METER)	LND_BLKEV10
12X3.5mm	KEVLAR ROPE 12X3.5mm (PER METER) FOR FLAT QUENCHING SECTION	LND_KEVROP12
8x4mm	KEVLAR ROPE 8X4mm (PER METER) FOR LOADING AND UNLOADING TABLE	LND_KEVROP8
8x4mm	KEVLAR ROPE YELLOW 8X4mm (250mts)	LND_KEVROP8Y
	LND_GLUEK GLUE FOR KEVLAR ROPE	LND_GLUEK

SUPPLIES & MATERIALS



EVA for decorative lamination

Width	Color	Description	IGE Code
0.38mm	SIGNAL RED	0.38mm TRANSPARENT	EVA_1
0.38mm	DARK BLUE	0.38mm TRANSLUCENCY	EVA_10
0.38mm	APPLE GREEN	0.38mm TRANSLUCENCY	EVA_11
0.38mm	RED	0.38mm OPAQUE	EVA_12
0.38mm	LIGHT BLUE	0.38mm OPAQUE	EVA_13
0.38mm	YELLOW	0.38mm OPAQUE	EVA_14
0.38mm	PURPLE	0.38mm OPAQUE	EVA_15
0.38mm	FROSTED	0.38mm OPAQUE	EVA_16
0.38mm	YELLOW	0.38mm TRANSPARENT	EVA_2
0.38mm	ORANGE	0.38mm TRANSPARENT	EVA_3
0.38mm	NAVY BLUE	0.38mm TRANSPARENT	EVA_4
0.38mm	DARK GREEN	0.38mm TRANSPARENT	EVA_5
0.38mm	LIGHT GREEN	0.38mm TRANSPARENT	EVA_6
0.38mm	BLACK	0.38mm OPAQUE	EVA_7
0.38mm	PURPLE	0.38mm TRANSPARENT	EVA_8
0.38mm	ORANGE	0.38mm TRANSLUCENCY	EVA_9
0.38mm	WHITE	0.38mm WHITE EVA-K1	EVA_K1.
0.25mm	CLEAR	0.25mm CLEAR FOR INDOOR USE ONLY	EVA_K15
0.15mm	CLEAR	0.15mm CLEAR FOR INDOOR USE ONLY	EVA_K15-1
0.38mm	OPAQUE MILKY	0.38mm OPAQUE	EVA_K2
0.38mm		EVA K6-1 Low Temp film 0.38mm (2x 50 mts rol)	EVA_K6-1
0.38mm	LIGHT WHITE	0.38mm TRANSLUCENCY	EVA_K7
0.38mm	CLEAR	0.38mm CLEAR FOR INDOOR USE ONLY	EVA_K9
0.38mm	GREY	0.38NN TRANSPARENT (2X35 MTS= 70m ²) PER ROLL	EVA_TG
0.25mm	SUPER CLEAR	0.25mm SUPER CLEAR FOR OUTDOOR USE	PA.0.25
0.25mm	SUPER CLEAR	0.38mm SUPER CLEAR OUTDOOR USE	PA.0.38
0.25mm	SUPER CLEAR	0.76MM super clear FOR OUTDOOR USE	PA.0.76

Tape for Lamination Lines



SIZE	Description	IGE Code
25mm Width	GREEN TAPE W-25mm (33mts) ROLL	BJ_GTAPE25
50mm Width	GREEN TAPE W-50mm (33mts) ROLL	BJ_GTAPE50

SUPPLIES & MATERIALS

Glass Transport Caster Balls



Diameter	Description	IGE Code
35.5mm	CASTER BALL M14 (RED)	LND_CBALLM14
31.5mm	WHITE CASTER	HJ_CAST-WHT

Solvent Based Paint for Glass



SIZE	Color	Description	IGE Code
2.5L	WHITE	GLASSPAINT PIGMENT WHITE (2.5L)	CRC_UT01
2.5L	BLACK	GLASSPAINT PIGMENT BLACK (2.5L)	CRC_UT02
2.5L	RED OXIDE	GLASSPAINT PIGMENT RED OXIDE (2.5L)	CRC_UT03
2.5L	YELLOW OXIDE	GLASSPAINT PIGMENT YELLOW OXIDE(2.5L)	CRC_UT04
2.5L	BLUE	GLASSPAINT PIGMENT BLUE (2.5L)	CRC_UT05
2.5L	GREEN	GLASSPAINT PIGMENT GREEN (2.5L)	CRC_UT06
2.5L	GOLDEN	GLASSPAINT PIGMENT GOLDEN (2.5L)	CRC_UT07
2.5L	LEMON	GLASSPAINT PIGMENT LEMON (2.5L)	CRC_UT08
2.5L	MAGENTA	GLASSPAINT PIGMENT MAGENTA (2.5L)	CRC_UT09
2.5L	VIOLET	GLASSPAINT PIGMENT VIOLET (2.5L)	CRC_UT10
2.5L	SCARLET	GLASSPAINT PIGMENT SCARLET (2.5L)	CRC_UT11
2.5L	GREEN/YELLOW	GLASSPAINT PIGMENT GREEN / YELLOW (2.5L)	CRC_UT12
2.5L	BRIGHT RED	GLASSPAINT PIGMENT BRIGHT RED (2.5L)	CRC_UT13
2.5L	MAROON	GLASSPAINT PIGMENT MAROON (2.5L)	CRC_UT14
2.5L	RED/YELLOW	GLASSPAINT PIGMENT RED / YELLOW(2.5L)	CRC_UT15
2.5L	BRIGHT YELLOW	GLASSPAINT PIGMENT BRIGHT / YELLOW(2.5L)	CRC_UT16
2.5L	BRIGHT ORANGE	GLASSPAINT PIGMENT BRIGHT / ORANGE (2.5L)	CRC_UT17
2.5L	BORDEAUX	GLASSPAINT PIGMENT BORDEAUX (2.5L)	CRC_UT18
2.5L	BLACK GLOSS	GLASSPAINT PIGMENT BLACK GLOSS (2.5L)	CRC_UT19
2.5L	FINE SILVER	GLASSPAINT PIGMENT FINE SILVER (2.5L)	CRC_UT30
2.5L	MEDIUM SILVER	GLASSPAINT PIGMENT MEDIUM SILVER (2.5L)	CRC_UT31
2.5L	COURSE SILVER	GLASSPAINT PIGMENT COURSE SILVER(2.5L)	CRC_UT32
25L	PART A	BASE 25LTRS PART A	CRC_BASE-A
25L	PART B	BASE PART B (25 LTRS)	CRC_BASE-B



SUPPLIES & MATERIALS

Glass Cutting Wheels



Diameter	Degree	Description	IGE Code
7/32"	140°	CUTTING WHEEL 140°, 7/32" CARBIDE	TUTEC_09013
1/2"	160°	CUTTING WHEELS 1/2" DIA 160° (15-19mm Glass)	TUTEC_09018
1/2"	163°	CUTTING WHEELS 1/2" DIA 163° (25mm Glass)	TUTEC_09018-A
7/32"	135°	CUTTING WHEEL 135°, 7/32" CARBIDE	TUTEC_W220-732-135
7/32"	145°	CUTTING WHEEL 145°, 7/32" CARBIDE	TUTEC_W220-732-145
7/32"	152°	CUTTING WHEEL 152, 7/32" CARBIDE	TUTEC_W220-732-152
7/32"	154°	CUTTING WHEEL 154°, 7/32" CARBIDE	TUTEC_W220-732-154
7/32"	155°	CUTTING WHEEL 155°, 7/32" CARBIDE	TUTEC_W220-732-155
7/32"	157°	CUTTING WHEEL 157°, 7/32" CARBIDE	TUTEC_W220-732-157
7/32"	160°	CUTTING WHEEL 160°, 7/32" CARBIDE	TUTEC_W220-732-160
7/32"	163°	CUTTING WHEEL 163°, 7/32" CARBIDE	TUTEC_W220-732-163
45mm		CUTTING WHEEL RB-45 - 45 MM - 0.3 MM (3821143)	TUTEC_5170005

Low-E Grinding Wheels



SIZE	Description	IGE Code
200x20x76.2	LOW-E STRAIGHT GRINDING WHEEL	TUTEC_5500026

SUPPLIES & MATERIALS

Sanding Belts for Glass Seaming Machines



SIZE	Description	IGE Code
870MM LENGTH X 80MM WIDTH	SANDING BELT GRIT-100.	HJ_BCGM-2008

Rubber Slats for WaterJets



SIZE	Description	IGE Code
100' ROLL	RUBBER SLAT FOR WATER JET (per ft)	WJET-RSLATS

Coolant Solution for Water Filtration Systems



SIZE	Description	IGE Code
55gal	VITROCOOL 1003. 55 gal DRUM	VSEP_11853002
5gal	VITROCOOL 1003, 5 gal DRUM	VSEP_11853006
20kg	VITROBAC 3006 20 kg drum	VSEP_30071005



IGE

Glass Technologies, Inc.



www.IGEsolutions.com



IGE Glass Technologies, Inc
2875 Jupiter Park Drive | Suite 100 | Jupiter, FL | 33458
Phone: (800) 919-7181 | Fax: (561) 741-3071

